

THE 2014 YOUTH RISK BEHAVIOR SURVEY

STUDENTS IN GRADES 6, 8, 9, 10, 11, AND 12

FOR THE

**CONCORD PUBLIC SCHOOLS &
CONCORD-CARLISLE REGIONAL SCHOOLS**



METHODOLOGY

YRBS given every other year to students in grades 6, 8, and 9 – 12

YRBS given nationwide, but we are in a Consortium lead by Emerson Hospital of 8 surrounding communities (over 10,000 students take)

Our survey has high validity as over 90% of our students take the survey (state survey has lower rate of participation)

Our consortium added some questions on: stress (2012); oral sex (2014); texting and driving (2014); use of “Mollies” (2014); and E-cigarettes (2014).



HEADLINES (1 OF 2)

Levels of risk behaviors are lower than state levels.

Levels of many risky behaviors are trending down and declining.

Cigarette use (recently and ever) has made a major decline. In 2002, 39% of CCHS students reported having tried a cigarette and in 2014, only 15% of students report this. In 2002, 17% of CCHS students reported having used a cigarette within the past month and in '14, only 6% reported this.




HEADLINES (2 OF 2)


Similarly, use of alcohol (recently and ever) has made a major decline. In 2002, 74% of CCHS students reported having tried alcohol and in 2014, only 54% of students report this. In 2002, 45% of CCHS students reported having used alcohol within the past month and in '14, only 31% reported this.

Binge drinking is also on the decline. In 2002, 29% of CCHS students reported within the past month and in '14, only 16% reported this.

There has been a significant decline in the number of students who have offered/sold/given illegal drugs on school property in the past 12 months. (For grade 6, it is now 0%. For grade 8, it has fallen to 1% from a high of 11% in '06. For grades 9 – 12, it has fallen to 18% from a high point of 30% in 2002.)



AREAS TO WATCH

- ☐ Will use of marijuana rise as it has been decriminalized in the state?
 - ☐ Students report getting less sleep.
 - ☐ Students report concerning levels of stress.
 - ☐ Students report driving with impaired drivers.
 - ☐ Communication between parents and children about HIV is decreasing at all grade levels.
 - ☐ Students at CCHS who report ever having had sexual intercourse has remained between 23% and 27% for the past 12 years.
- 

TOPICS

- 1) Safety
- 2) Sexuality
- 3) Use of Tobacco, Alcohol, Drugs
- 4) Mental Health and Wellness
- 5) Bullying





SAFETY

CONCORD, CONCORD-CARLISLE 2014 YRBS

SAFETY

RARELY, NEVER WEAR SEATBELT (AS A PASSENGER)

Grades 9-12 Combined

2014

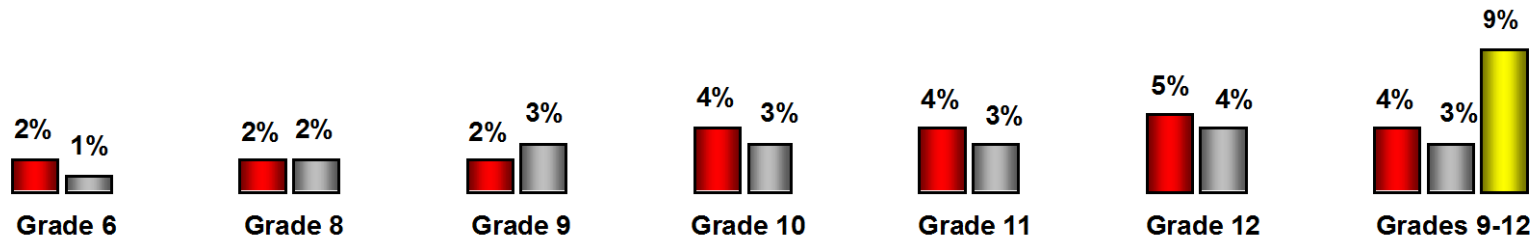
Females 2%
Males 6%

2014 Survey Data

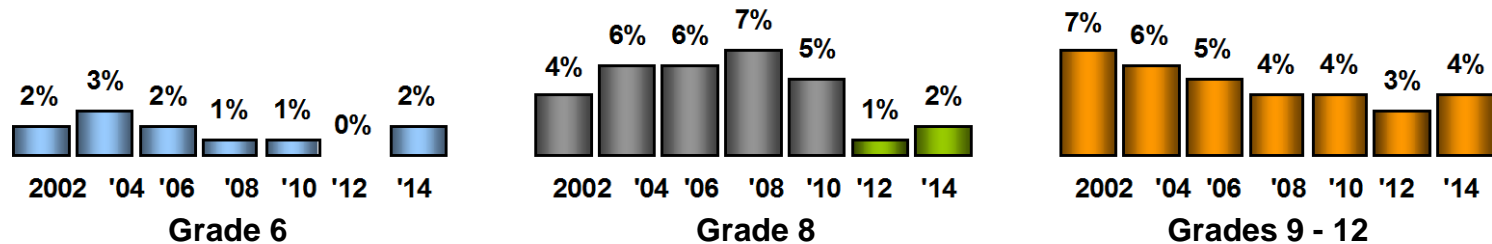
■ Concord-Carlisle

■ Aggregate

■ 2013 MA YRBS



Comparisons Over Time

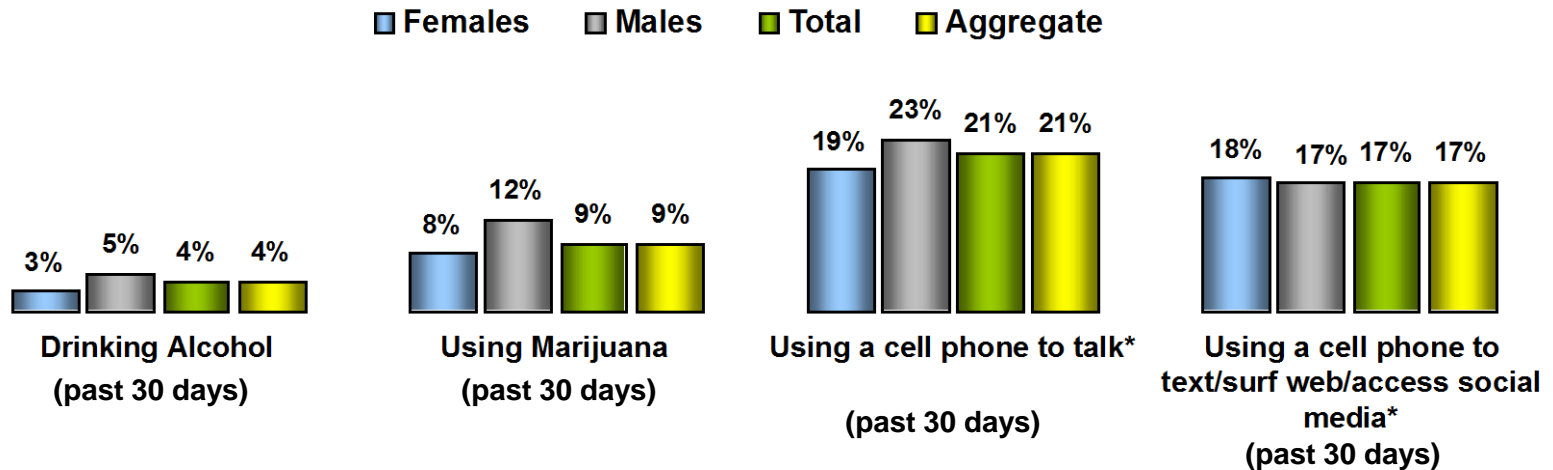


CONCORD-CARLISLE 2014 YRBS

GRADES 9 THRU 12 (COMBINED)

SAFETY

Drove a car/other vehicle when you had been:



* Without a hands-free option

CONCORD, CONCORD-CARLISLE 2014 YRBS

SAFETY

*Rode with impaired driver (minor)
(Used alcohol/other drugs) (past month)*

Grades 9-12 Combined

2014

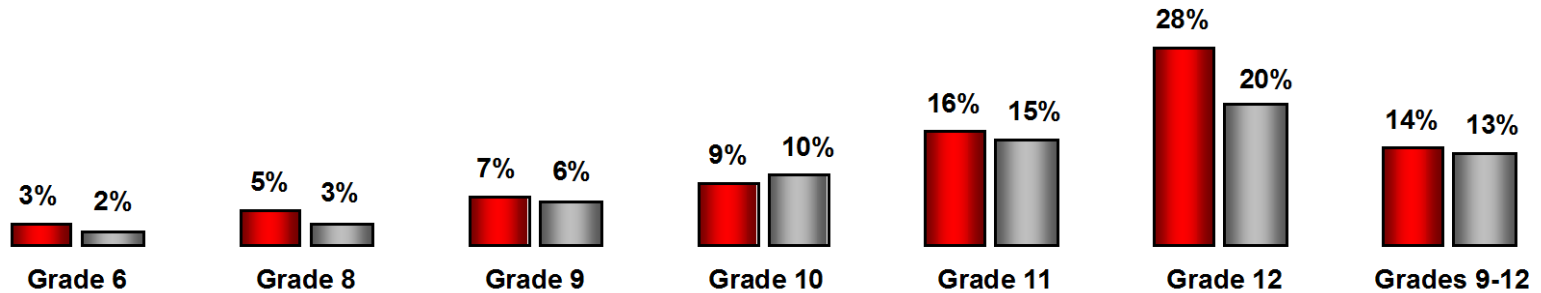
Females 12%

Males 17%

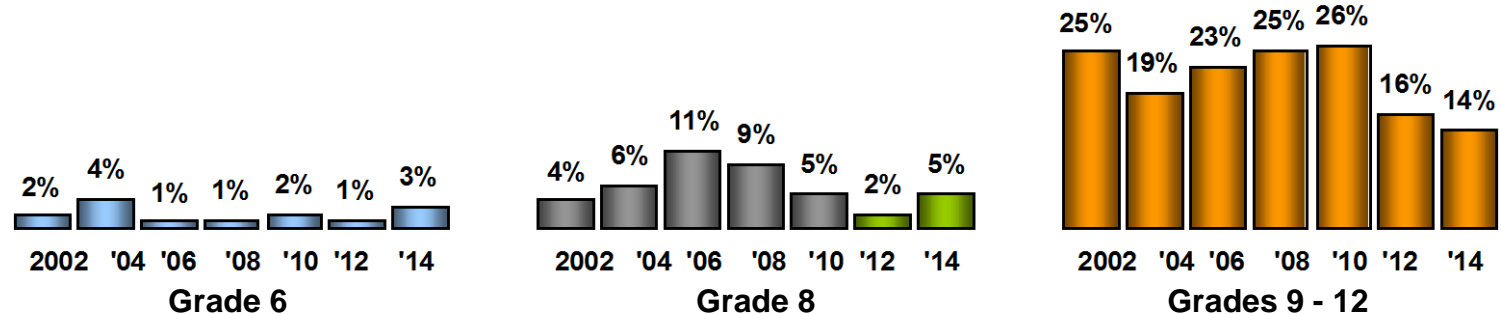
2014 Survey Data

■ Concord-Carlisle

■ Aggregate



Comparisons Over Time



CONCORD, CONCORD-CARLISLE 2014 YRBS

VIOLENCE RELATED BEHAVIORS

CARRIED WEAPON ON SCHOOL PROPERTY (PAST MONTH)

Grades 9-12 Combined

2014

Females 2%

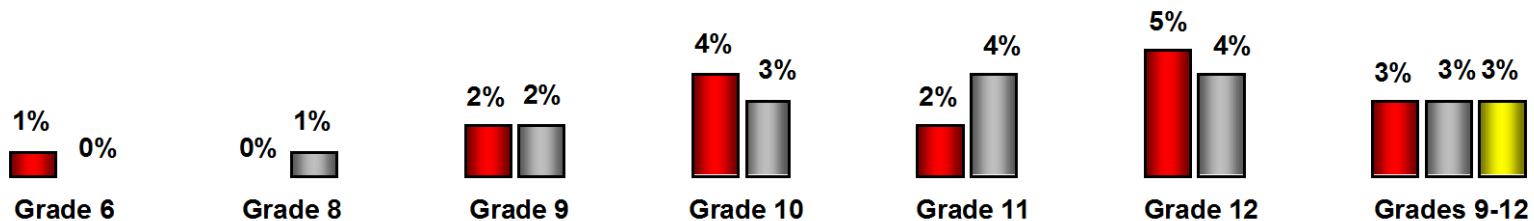
Males 5%

2014 Survey Data

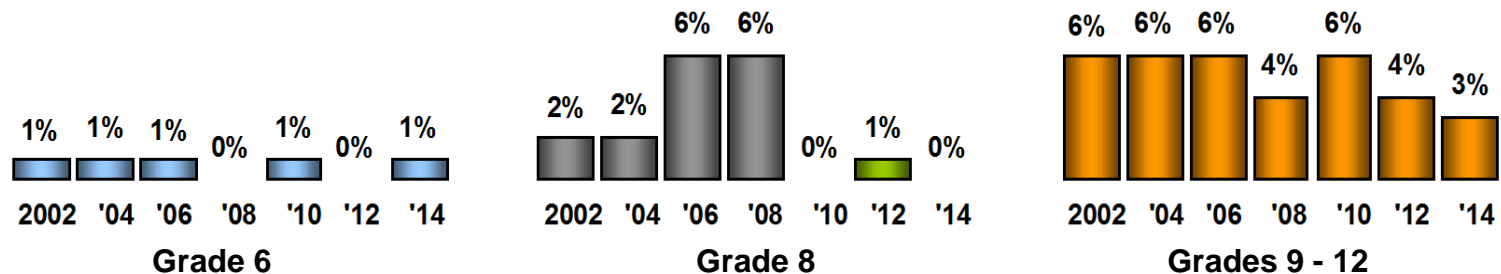
■ Concord-Carlisle

■ Aggregate

■ 2013 MA YRBS



Comparisons Over Time



CONCORD, CONCORD-CARLISLE 2014 YRBS

VIOLENCE RELATED BEHAVIORS

EVER EXPERIENCED DATING VIOLENCE

Grades 9-12 Combined

2014

Females 5%

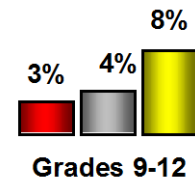
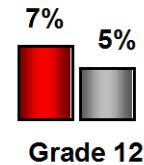
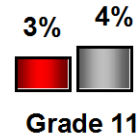
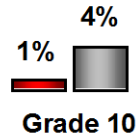
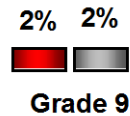
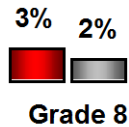
Males 1%

2014 Survey Data

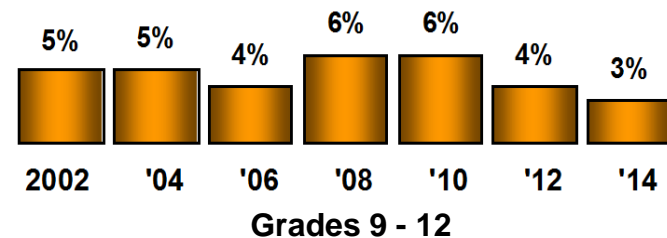
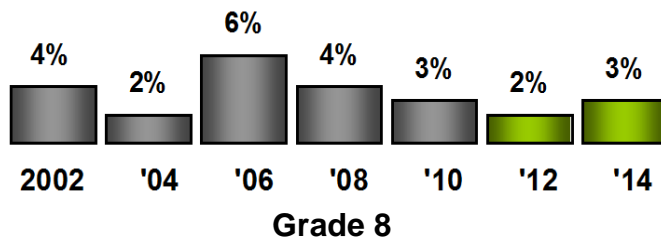
■ Concord-Carlisle

■ Aggregate

■ 2013 MA YRBS



Comparisons Over Time



CONCORD, CONCORD-CARLISLE 2014 YRBS

VIOLENCE RELATED BEHAVIORS

INJURED SELF ON PURPOSE (CUTS, BURNS, BRUISES) (PAST 12 MONTHS)

Grades 9-12 Combined

2014

Females 18%

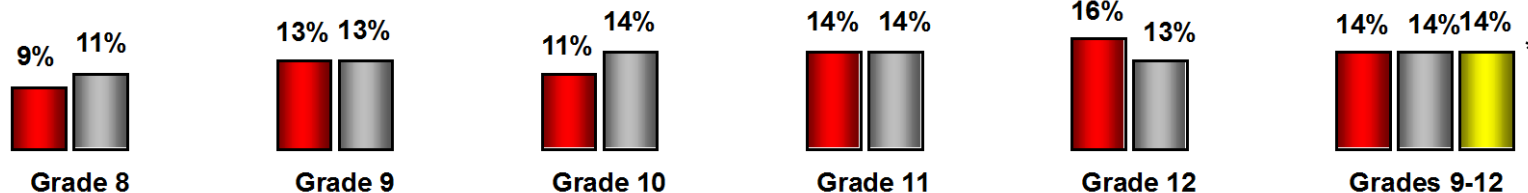
Males 8%

2014 Survey Data

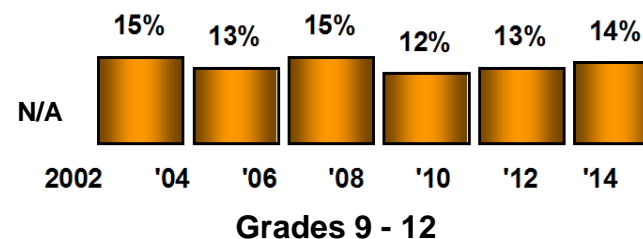
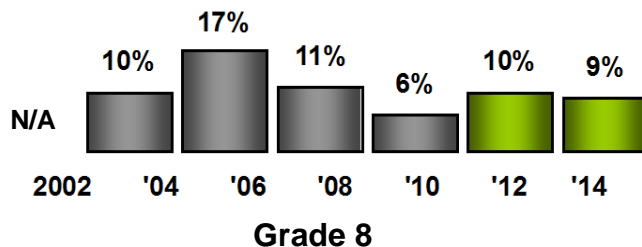
■ Concord-Carlisle

■ Aggregate

■ 2013 MA YRBS



Comparisons Over Time



* MA YRBS includes the phrase "without wanting to die"



SEXUALITY

CONCORD, CONCORD-CARLISLE 2014 YRBS

SEXUAL BEHAVIOR

EVER HAD ORAL SEX, EITHER GIVEN OR RECEIVED

Grades 9-12 Combined

2014

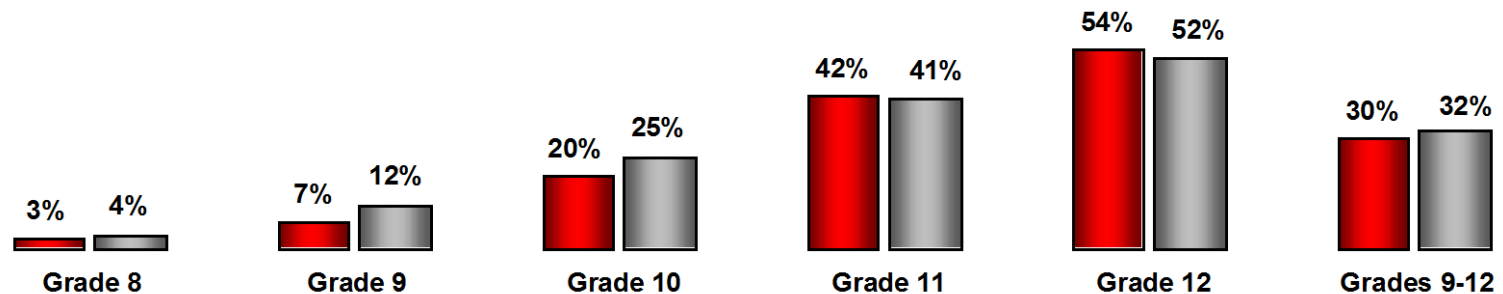
Females 28%

Males 32%

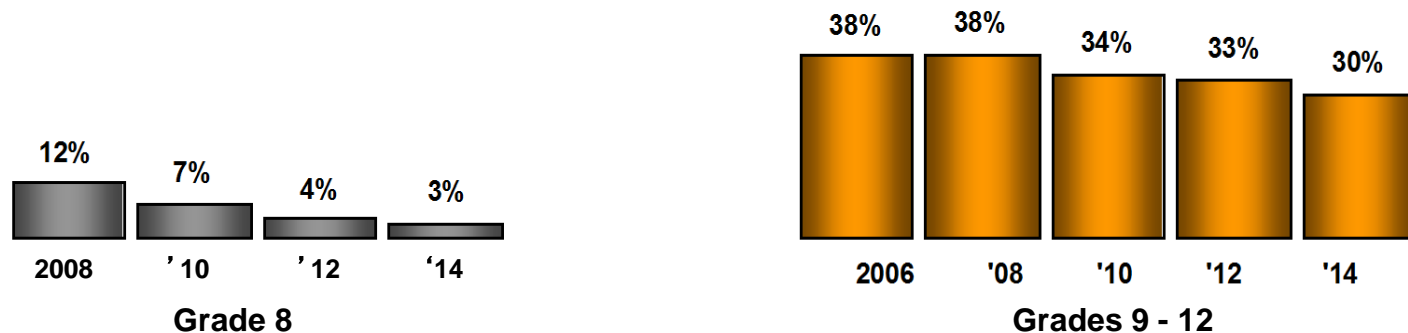
2014 Survey Data

■ Concord-Carlisle

■ Aggregate



Comparisons Over Time



CONCORD, CONCORD-CARLISLE 2014 YRBS

SEXUAL BEHAVIOR

EVER HAD SEXUAL INTERCOURSE

Grades 9-12 Combined

2014

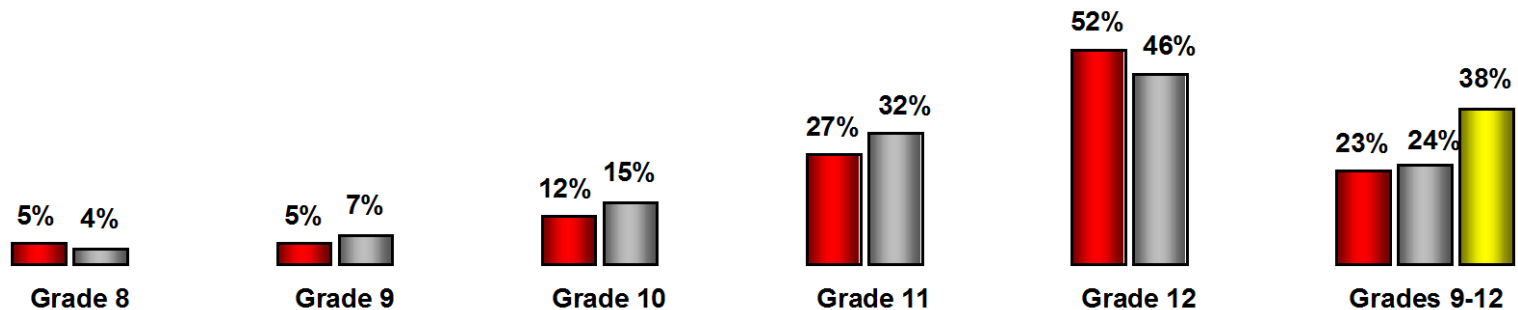
Females	22%
Males	24%

2014 Survey Data

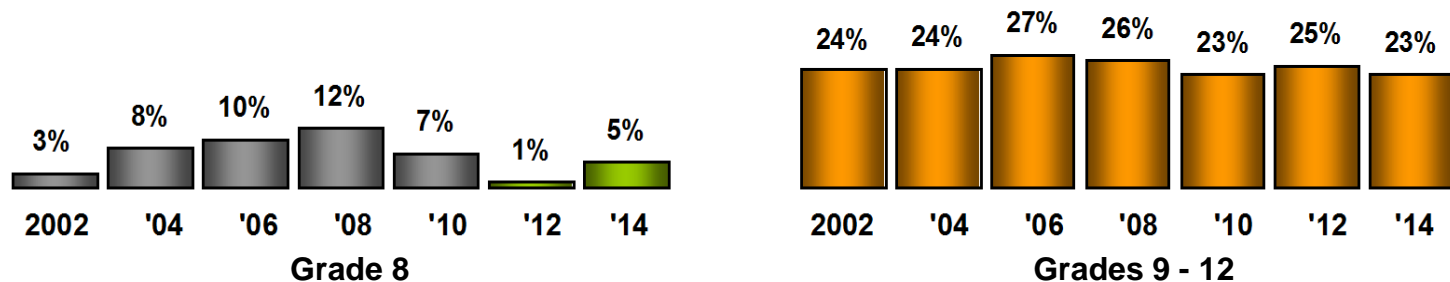
■ Concord-Carlisle

■ Aggregate

■ 2013 MA YRBS



Comparisons Over Time



CONCORD, CONCORD-CARLISLE 2014 YRBS

SEXUAL BEHAVIOR

RECENT SEXUAL INTERCOURSE (PAST 3 MONTHS)

Grades 9-12 Combined

2014

Females 18%

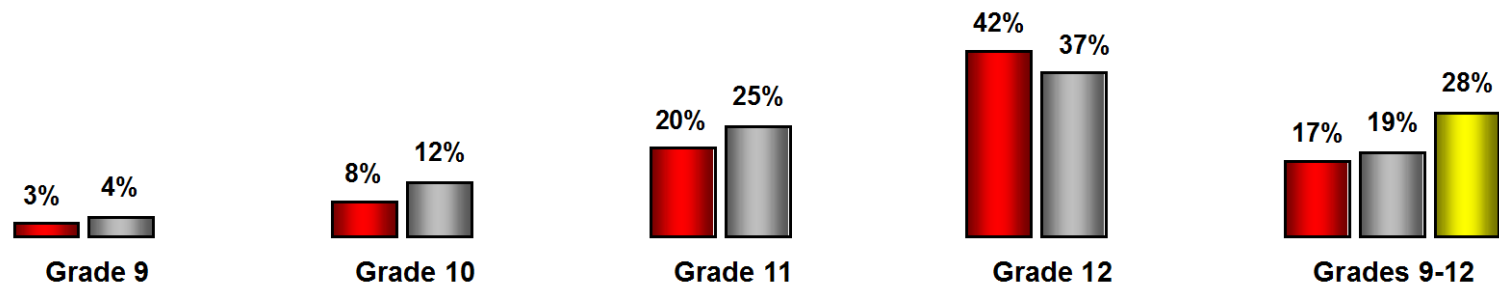
Males 17%

2014 Survey Data

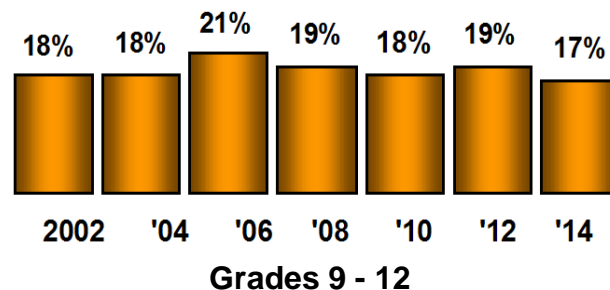
■ Concord-Carlisle

■ Aggregate

■ 2013 MA YRBS



Comparisons Over Time



CONCORD, CONCORD-CARLISLE 2014 YRBS

SEXUAL BEHAVIOR

FOUR OR MORE SEXUAL PARTNERS (LIFETIME)

Grades 9-12 Combined

2014

Females 5%

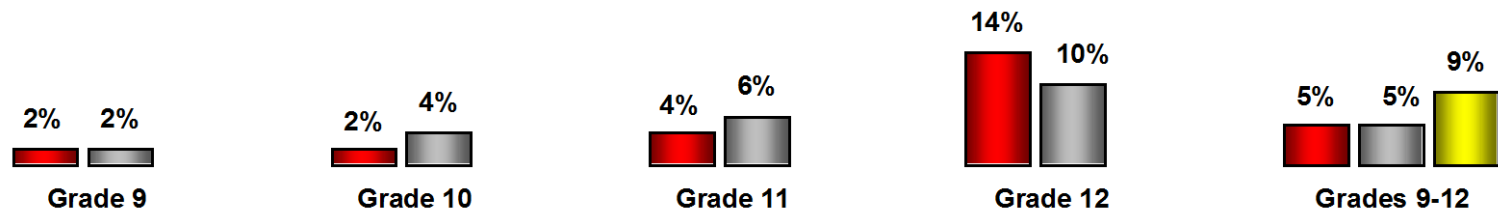
Males 5%

2014 Survey Data

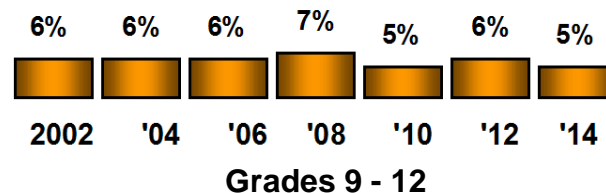
■ Concord-Carlisle

■ Aggregate

■ 2013 MA YRBS



Comparisons Over Time



CONCORD, CONCORD-CARLISLE 2014 YRBS

HIV/AIDS EDUCATION

EVER TALKED ABOUT AIDS/HIV INFECTION WITH PARENTS

Grades 9-12 Combined

2014

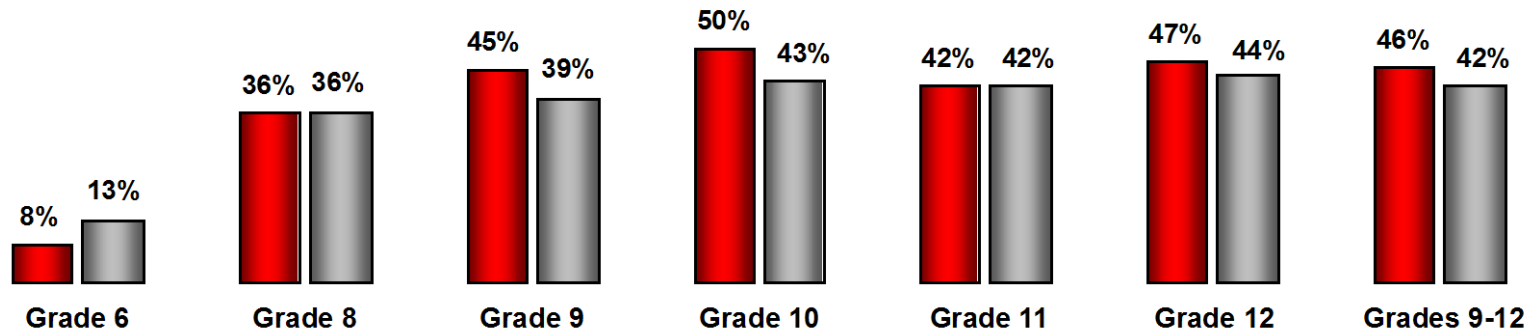
Females 46%

Males 46%

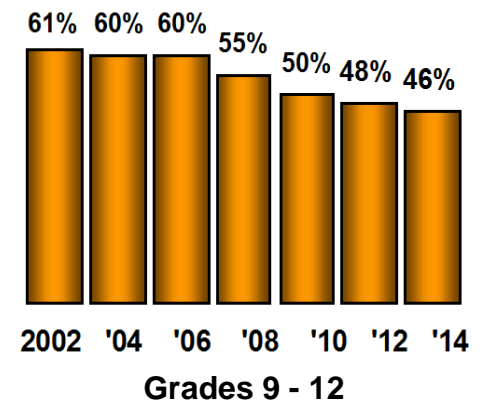
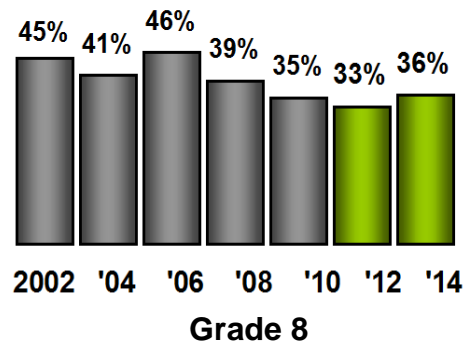
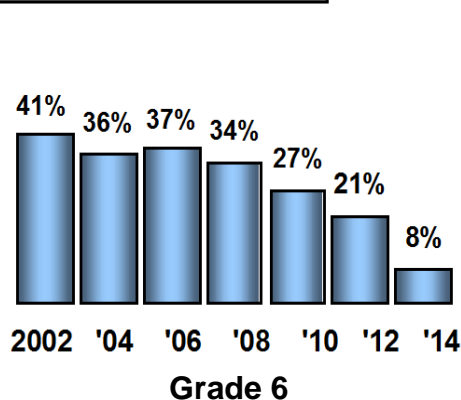
2014 Survey Data

■ Concord-Carlisle

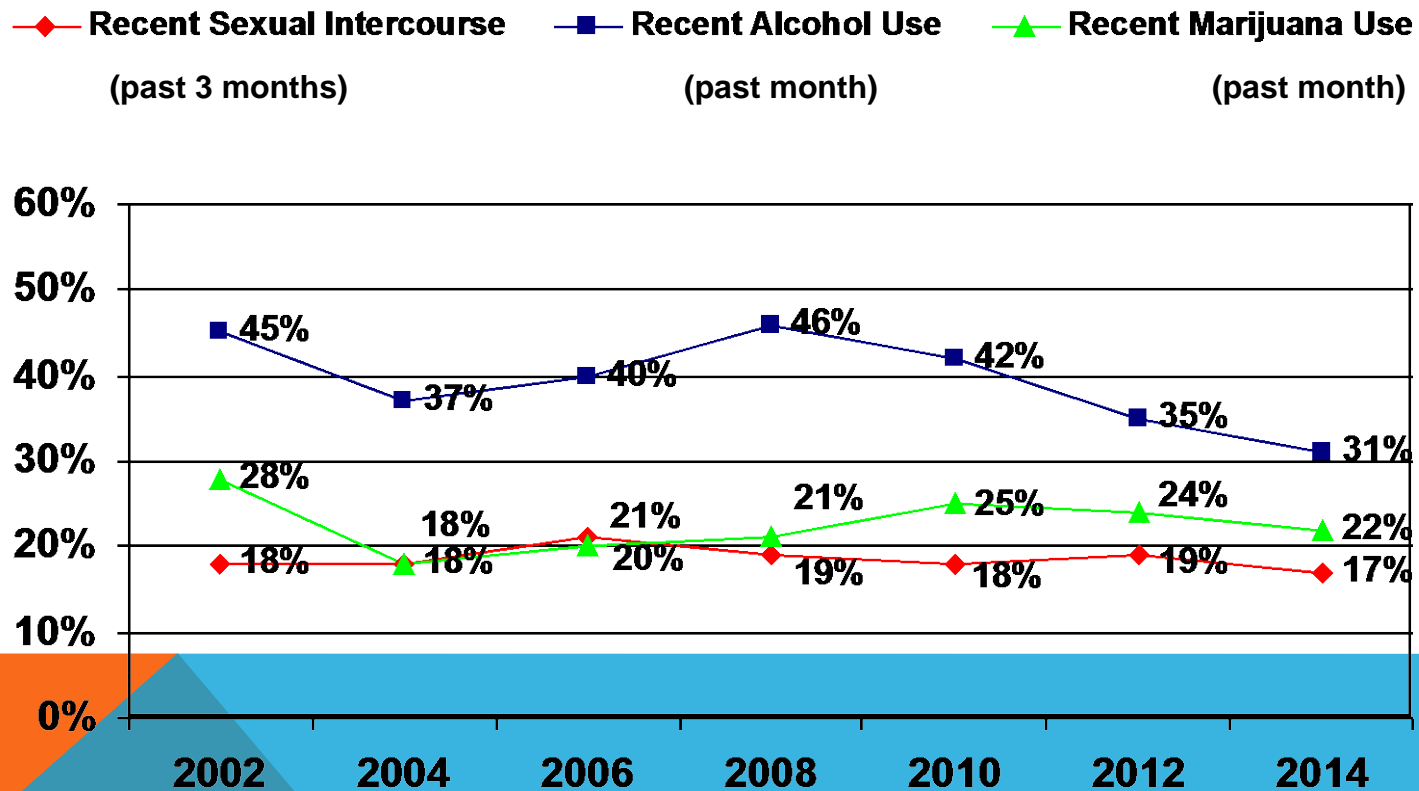
■ Aggregate



Comparisons Over Time



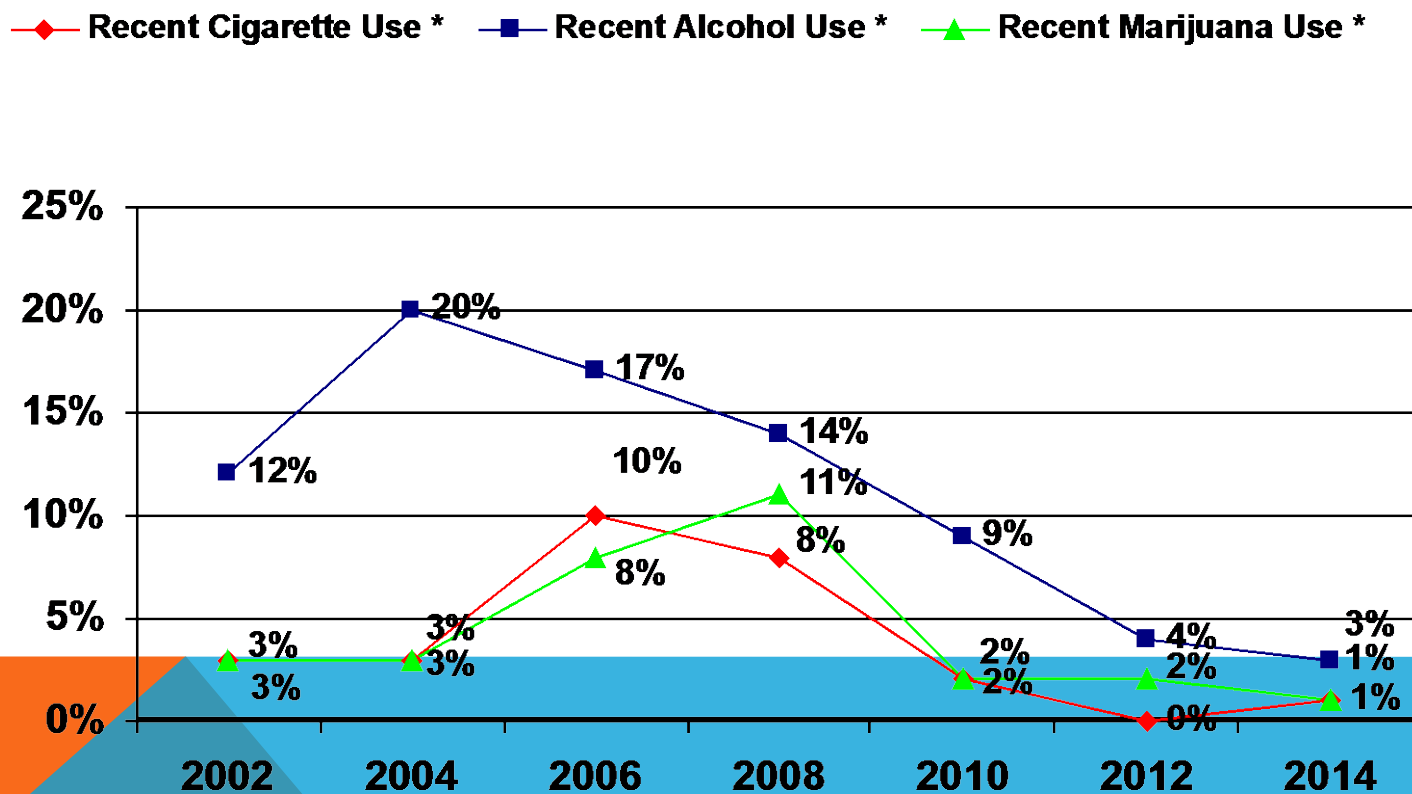
CONCORD-CARLISLE 2014 YRBS GRADES 9 THRU 12 (COMBINED)



USE OF TOBACCO, ALCOHOL, AND ILLEGAL DRUGS

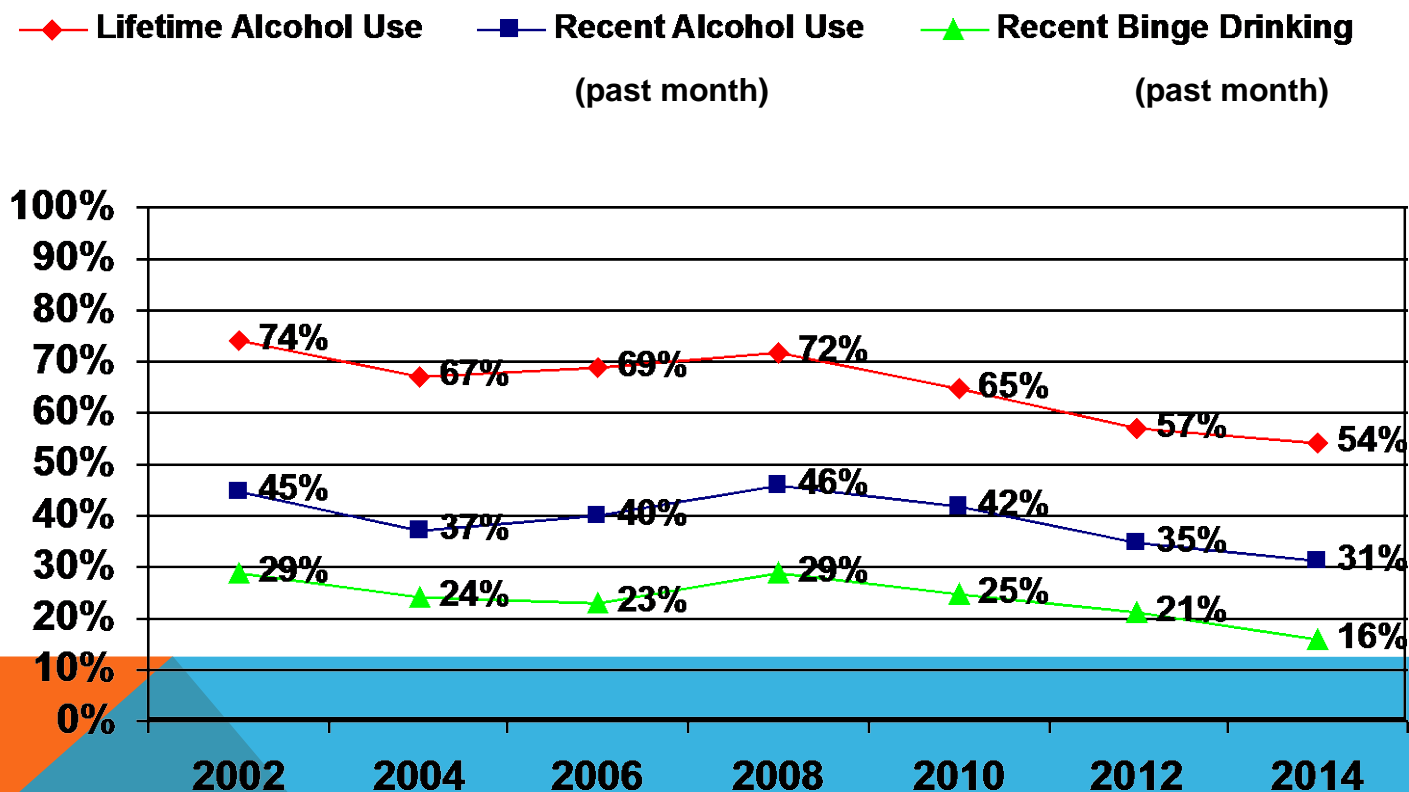
CONCORD 2014 YRBS

GRADE 8



* (past month)

CONCORD-CARLISLE 2014 YRBS GRADES 9 THRU 12 (COMBINED)



CONCORD, CONCORD-CARLISLE 2014 YRBS

TOBACCO USE

EVER TRIED CIGARETTE SMOKING

Grades 9-12 Combined

2014

Females 13%

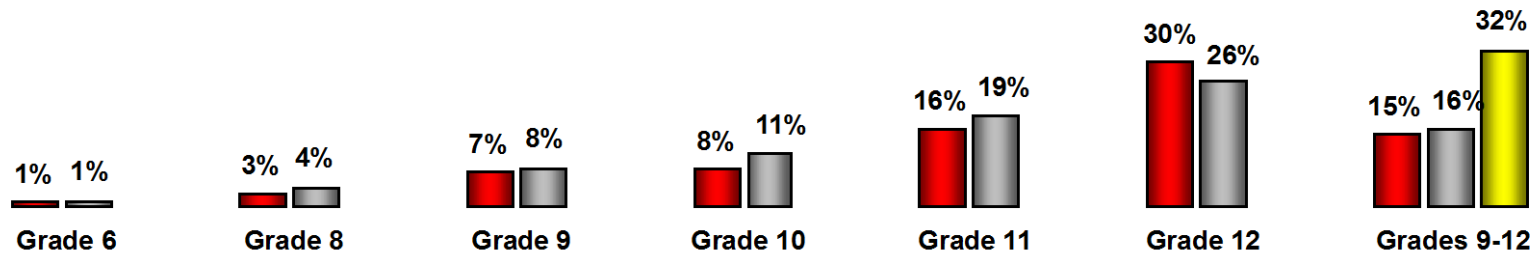
Males 17%

2014 Survey Data

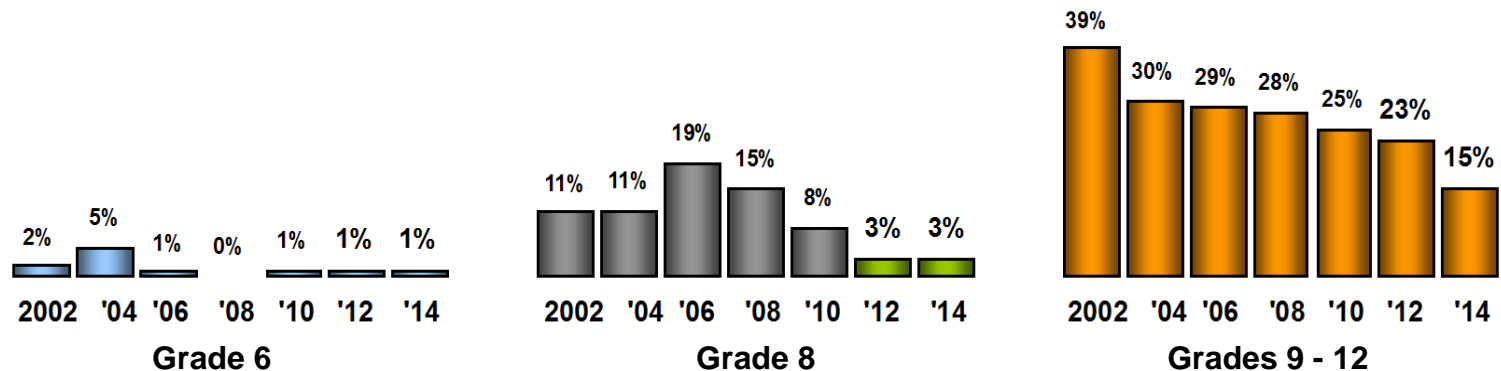
■ Concord-Carlisle

■ Aggregate

■ 2013 MA YRBS



Comparisons Over Time



CONCORD, CONCORD-CARLISLE 2014 YRBS

TOBACCO USE

RECENT CIGARETTE USE (PAST MONTH)

Grades 9-12 Combined

2014

Females 5%

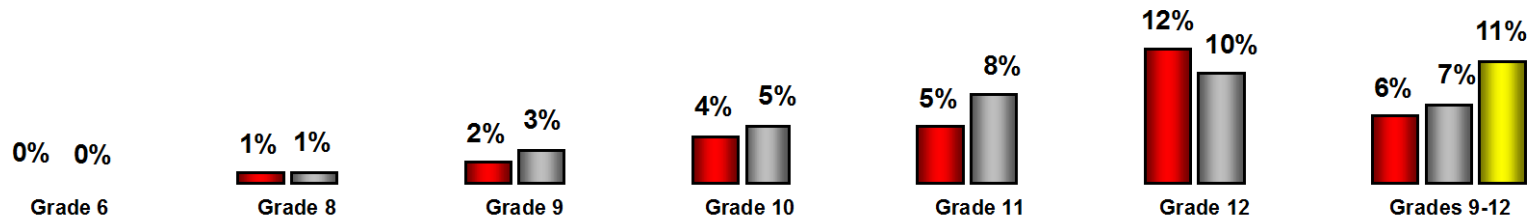
Males 7%

2014 Survey Data

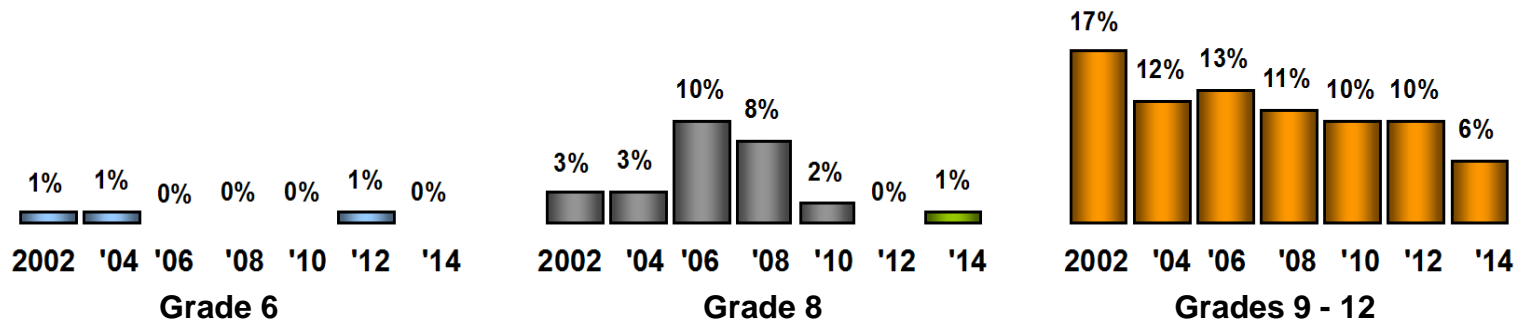
■ Concord-Carlisle

■ Aggregate

■ 2013 MA YRBS



Comparisons Over Time

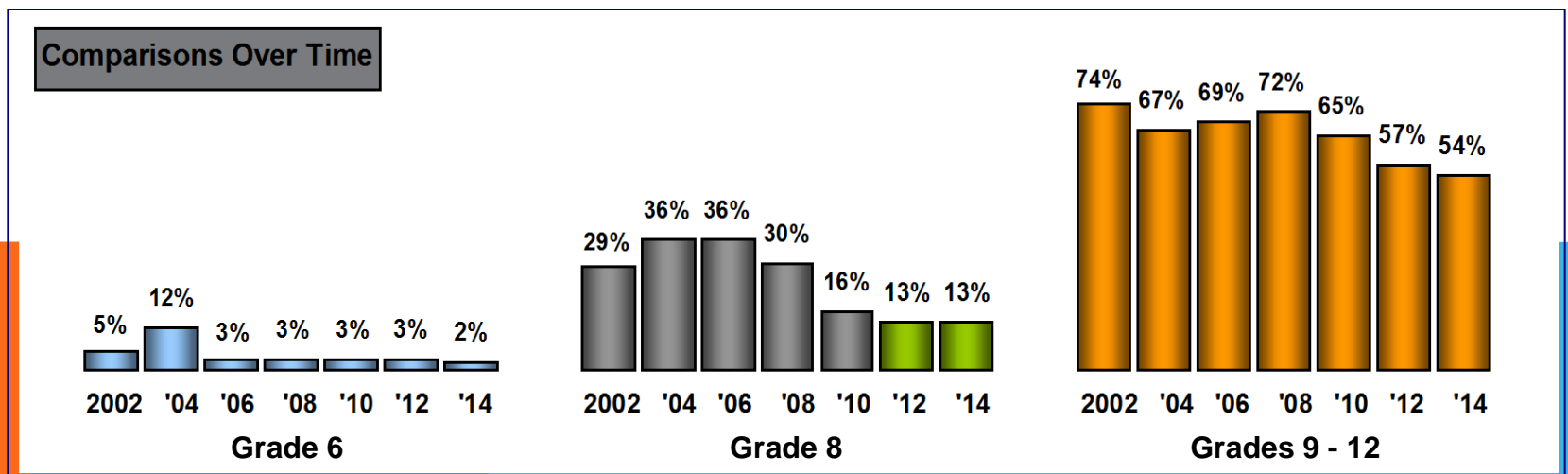
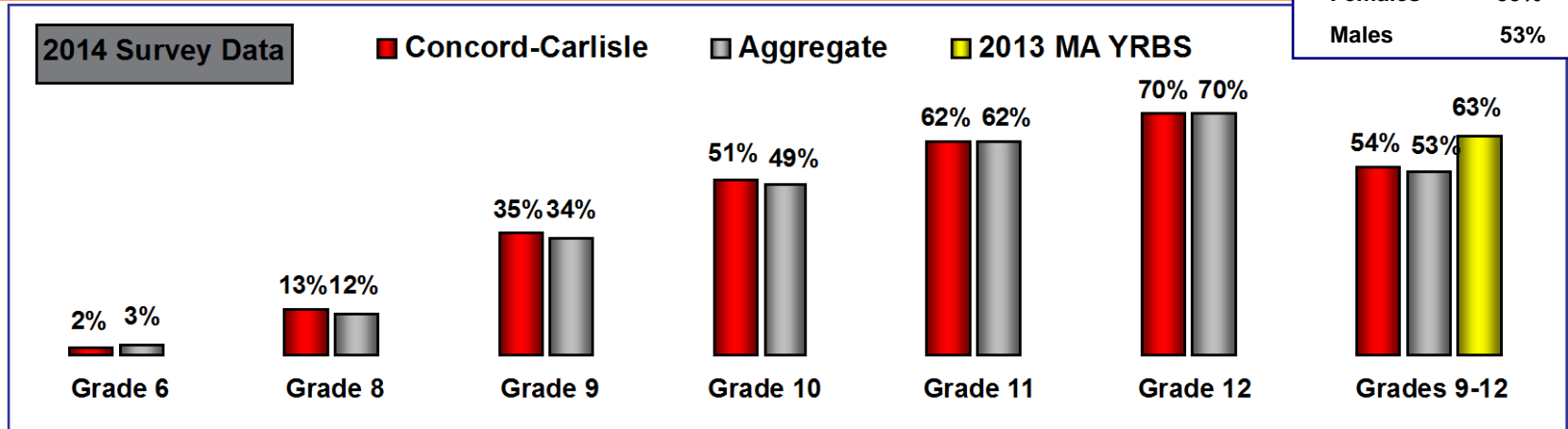


CONCORD, CONCORD-CARLISLE 2014 YRBS

ALCOHOL USE

EVER HAD A DRINK OF ALCOHOL, OTHER THAN FOR RELIGIOUS REASONS

Grades 9-12 Combined	
2014	
Females	55%
Males	53%



CONCORD, CONCORD-CARLISLE 2014 YRBS

ALCOHOL USE

RECENT ALCOHOL USE (PAST MONTH)

Grades 9-12 Combined

2014

Females 31%

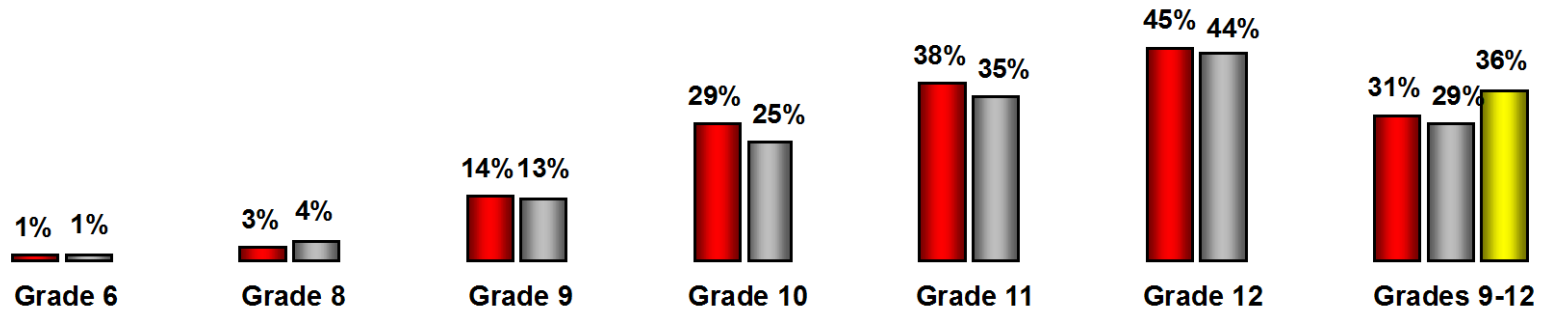
Males 32%

2014 Survey Data

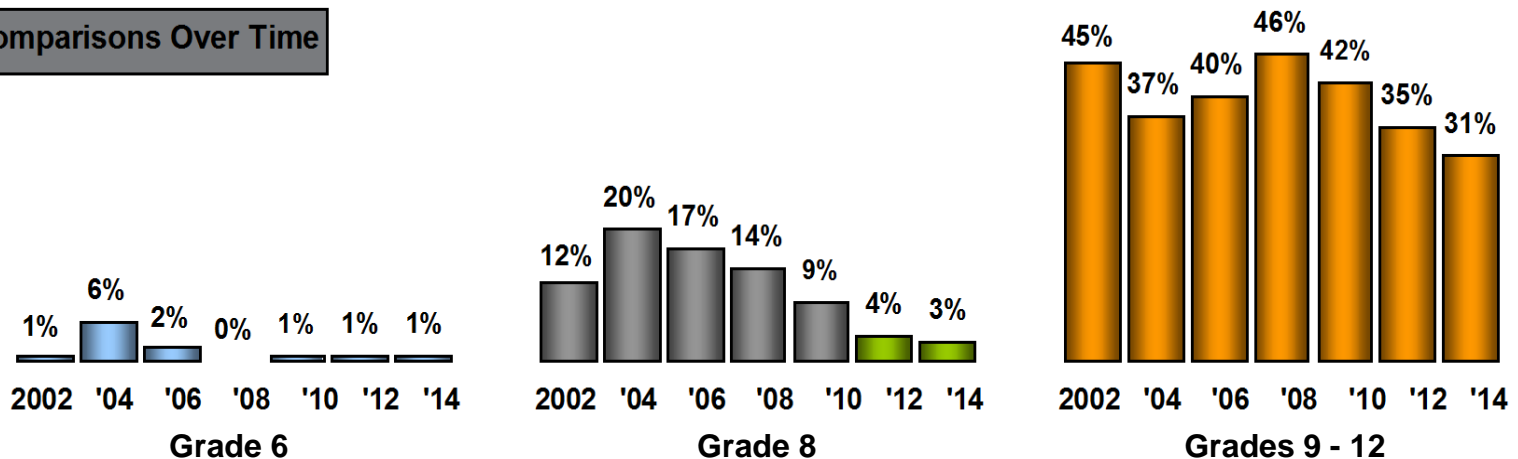
■ Concord-Carlisle

■ Aggregate

■ 2013 MA YRBS



Comparisons Over Time



CONCORD, CONCORD-CARLISLE 2014 YRBS

ALCOHOL USE

BINGE DRINKING (PAST MONTH)

Grades 9-12 Combined

2014

Females 14%

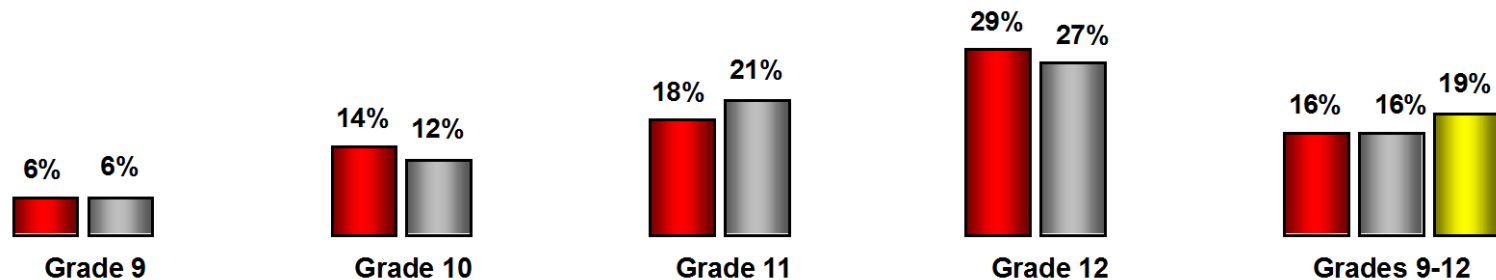
Males 19%

2014 Survey Data

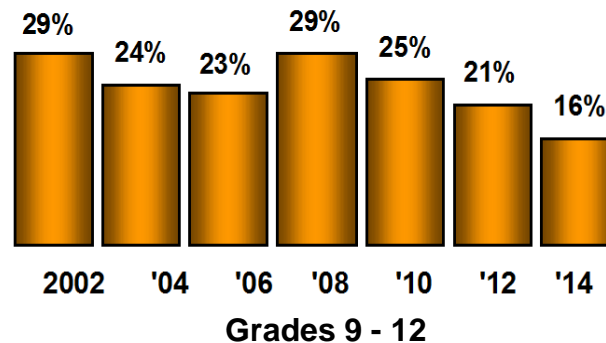
■ Concord-Carlisle

■ Aggregate

■ 2013 MA YRBS



Comparisons Over Time



CONCORD, CONCORD-CARLISLE 2014 YRBS

ALCOHOL USE

Attended parties in homes where alcohol use by teens is allowed (past 12 months)

Grades 9-12 Combined

2014

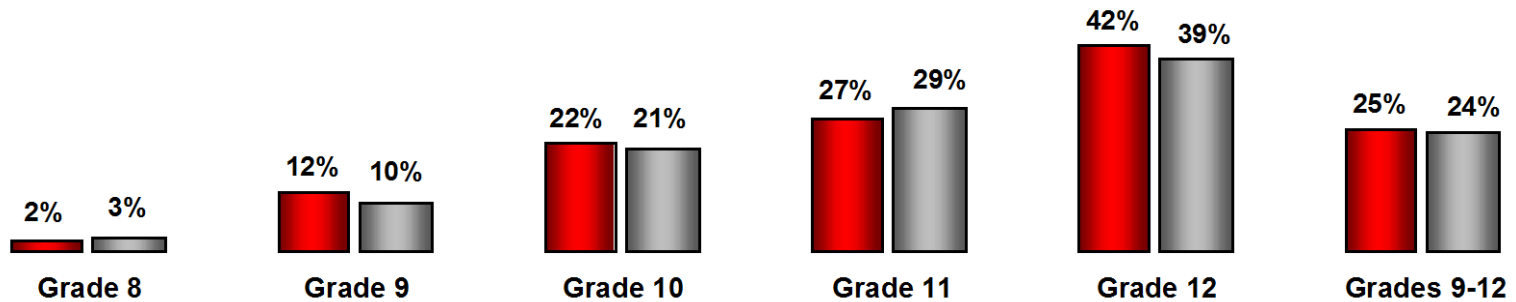
Females 26%

Males 24%

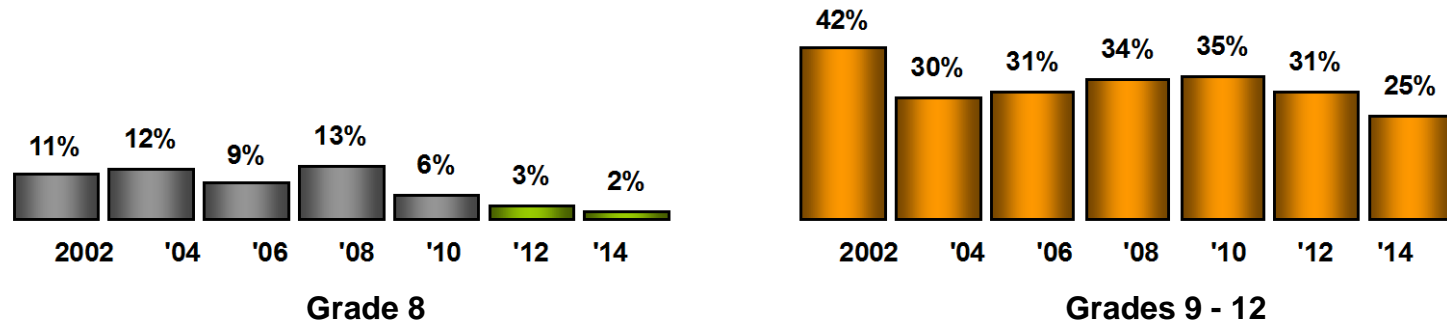
2014 Survey Data

■ Concord-Carlisle

■ Aggregate



Comparisons Over Time



CONCORD, CONCORD-CARLISLE 2014 YRBS

ILLEGAL DRUG USE

EVER USED MARIJUANA

Grades 9-12 Combined

2014

Females 28%

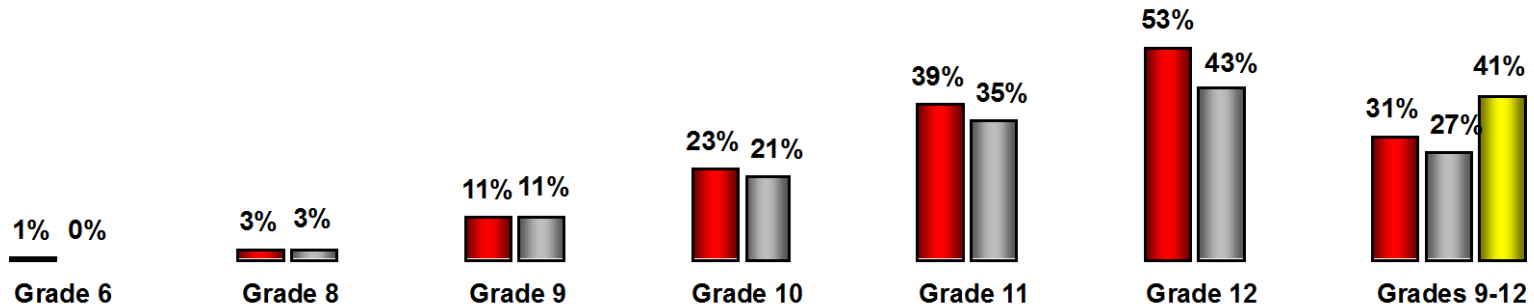
Males 34%

2014 Survey Data

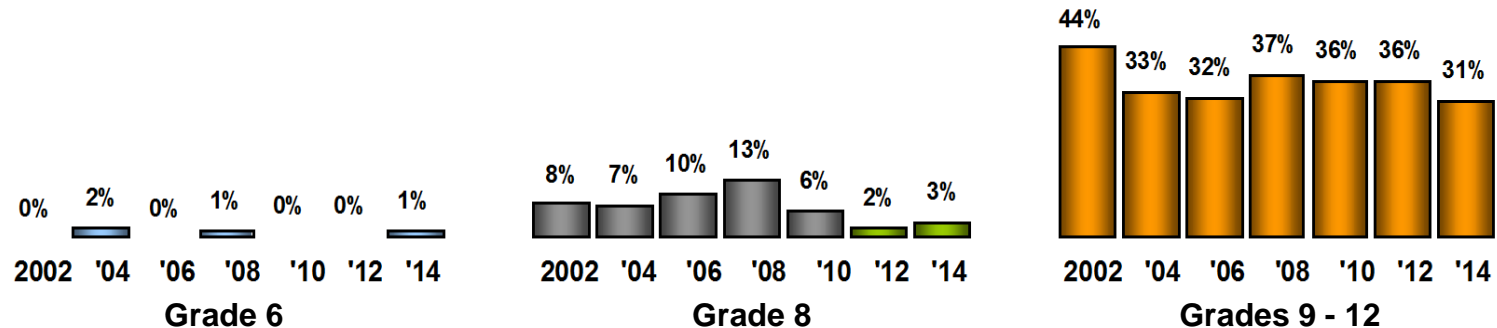
■ Concord-Carlisle

■ Aggregate

■ 2013 MA YRBS



Comparisons Over Time



CONCORD, CONCORD-CARLISLE 2014 YRBS

ILLEGAL DRUG USE

RECENT MARIJUANA USE (PAST MONTH)

Grades 9-12 Combined

2014

Females 19%

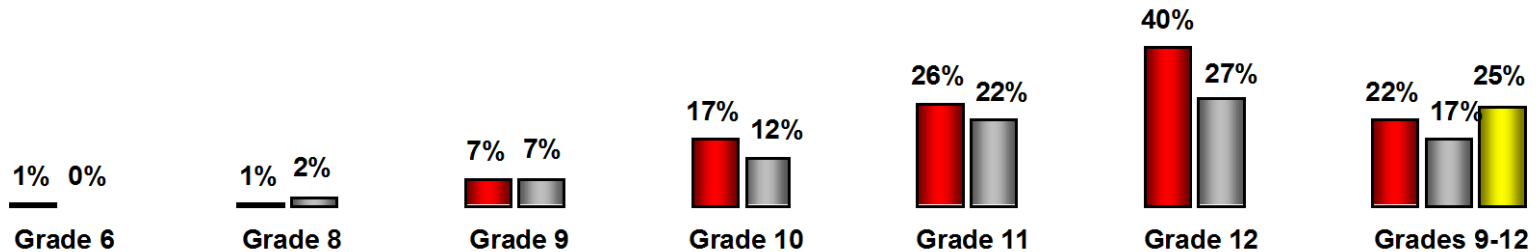
Males 26%

2014 Survey Data

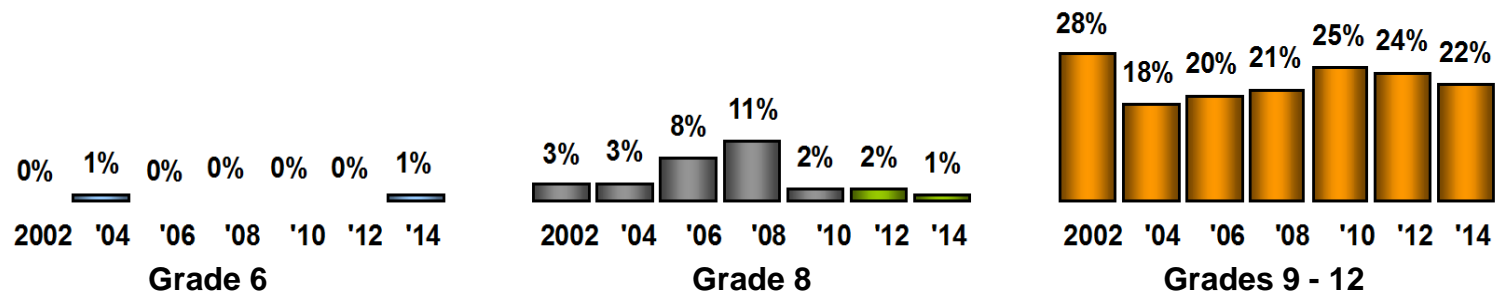
■ Concord-Carlisle

■ Aggregate

■ 2013 MA YRBS



Comparisons Over Time



CONCORD, CONCORD-CARLISLE 2014 YRBS

ILLEGAL DRUG USE

USED INHALANTS TO GET HIGH (PAST MONTH)

Grades 9-12 Combined

2014

Females 2%

Males 2%

2014 Survey Data

■ Concord-Carlisle

■ Aggregate


■ 2013 MA YRBS

3% 4%



Grade 6

3% 3%



Grade 8

1% 2%



Grade 9

1% 2%




Grade 10

1% 2%



Grade 11

3% 2%



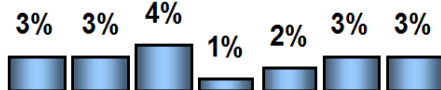
Grade 12

2% 2% 3%



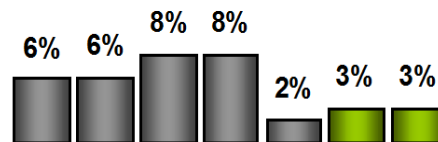
Grades 9-12

Comparisons Over Time



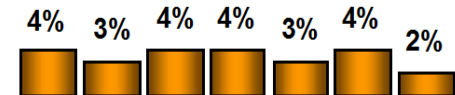
2002 '04 '06 '08 '10 '12 '14

Grade 6



2002 '04 '06 '08 '10 '12 '14

Grade 8



2002 '04 '06 '08 '10 '12 '14

Grades 9 - 12

CONCORD, CONCORD-CARLISLE 2014 YRBS

ILLEGAL DRUG USE

EVER USED ANY FORM OF COCAINE

Grades 9-12 Combined

2014

Females 3%

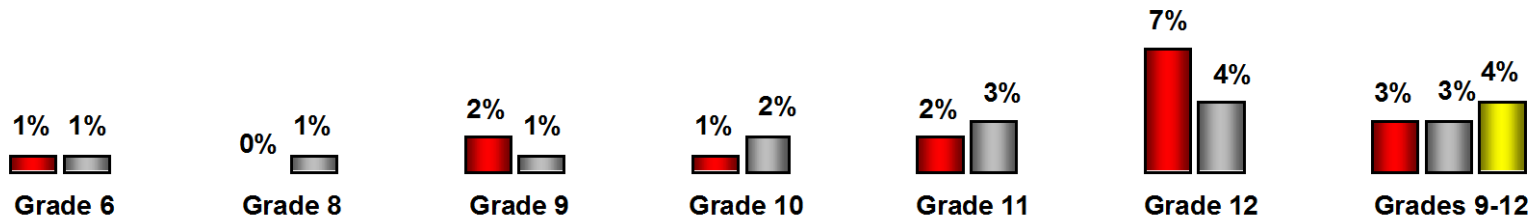
Males 3%

2014 Survey Data

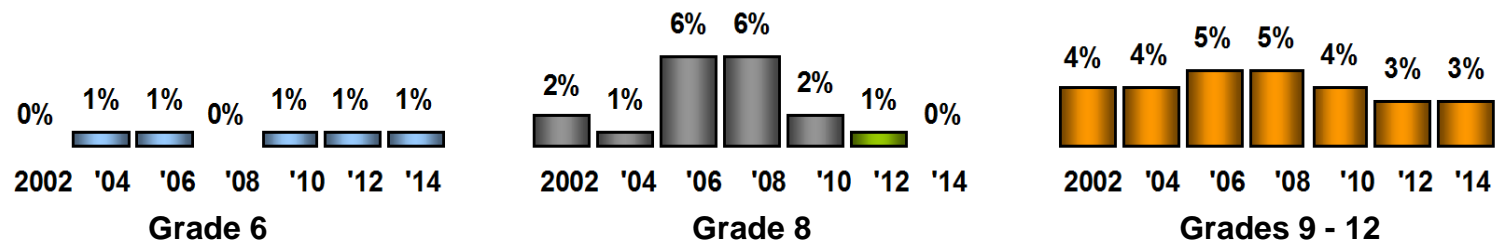
■ Concord-Carlisle

■ Aggregate

■ 2013 MA YRBS



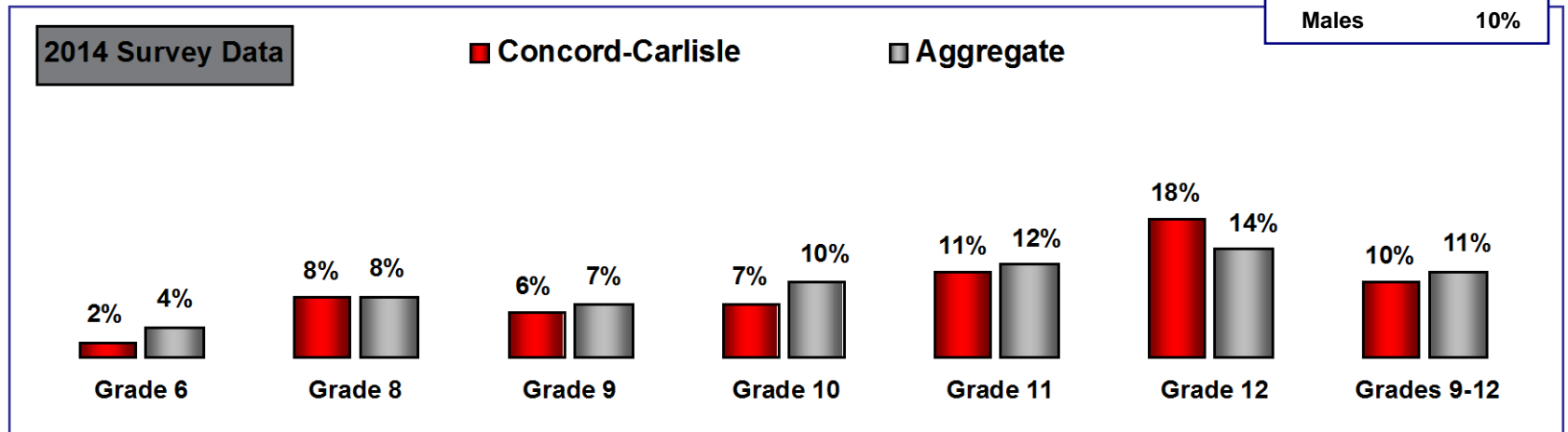
Comparisons Over Time



CONCORD, CONCORD-CARLISLE 2014 YRBS

ILLEGAL DRUG USE

Ever used any prescription medication not prescribed specifically for you



CONCORD, CONCORD-CARLISLE 2014 YRBS

ILLEGAL DRUG USE

*Offered/sold/given illegal drugs on school property
(past 12 months)*

Grades 9-12 Combined

2014

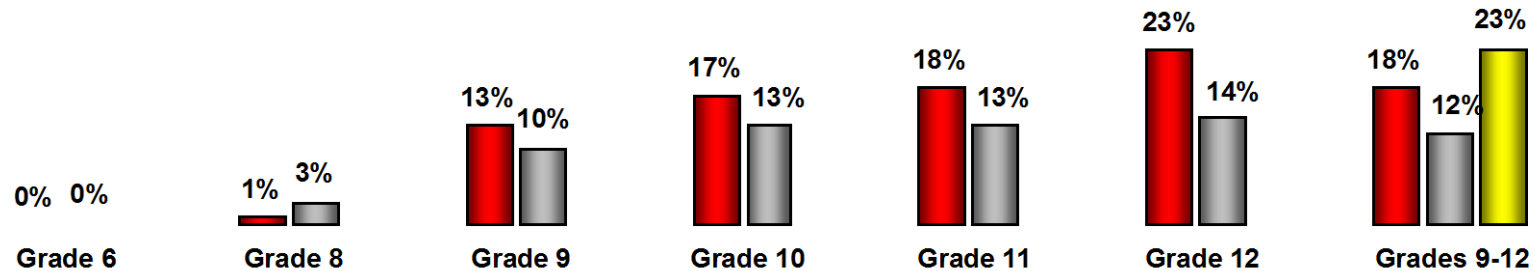
Females 14%
Males 22%

2014 Survey Data

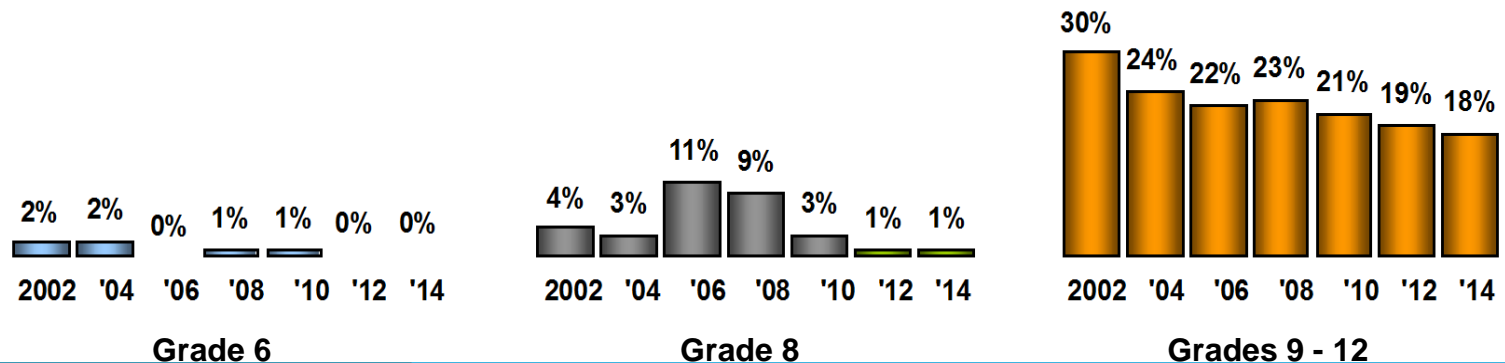
■ Concord-Carlisle

■ Aggregate

■ 2013 MA YRBS



Comparisons Over Time

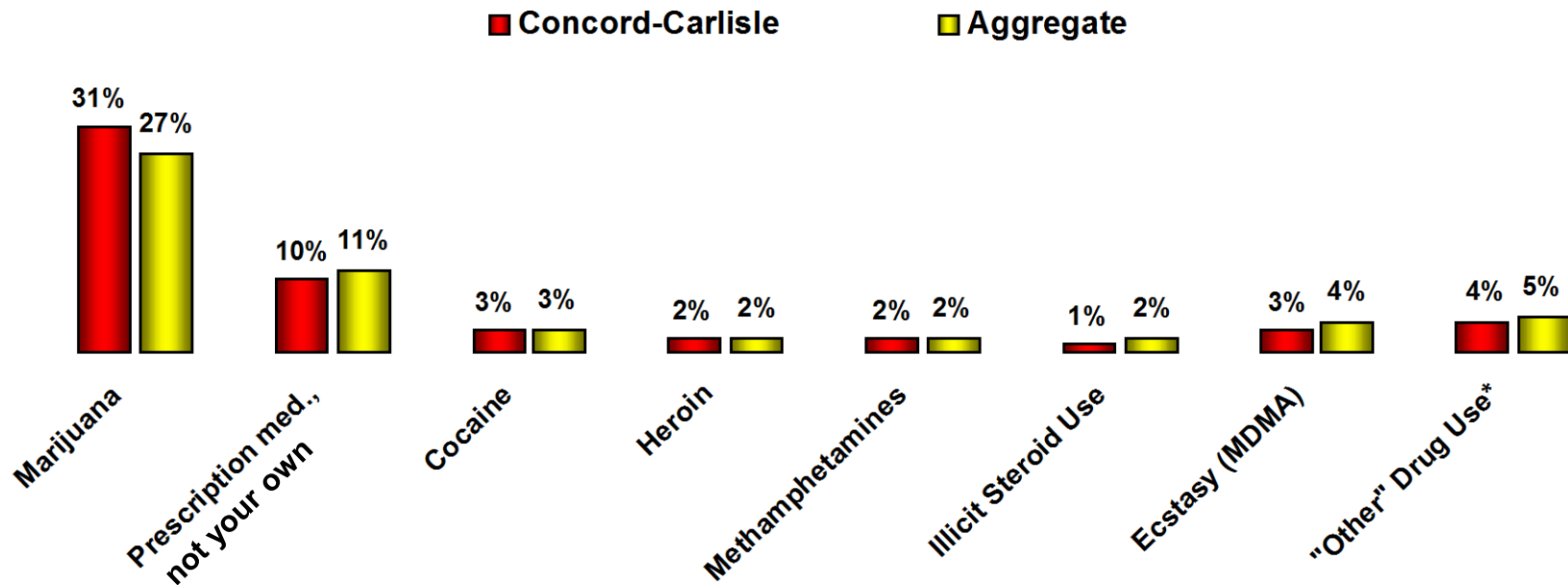


CONCORD-CARLISLE 2014 YRBS

GRADES 9 THRU 12 (COMBINED)

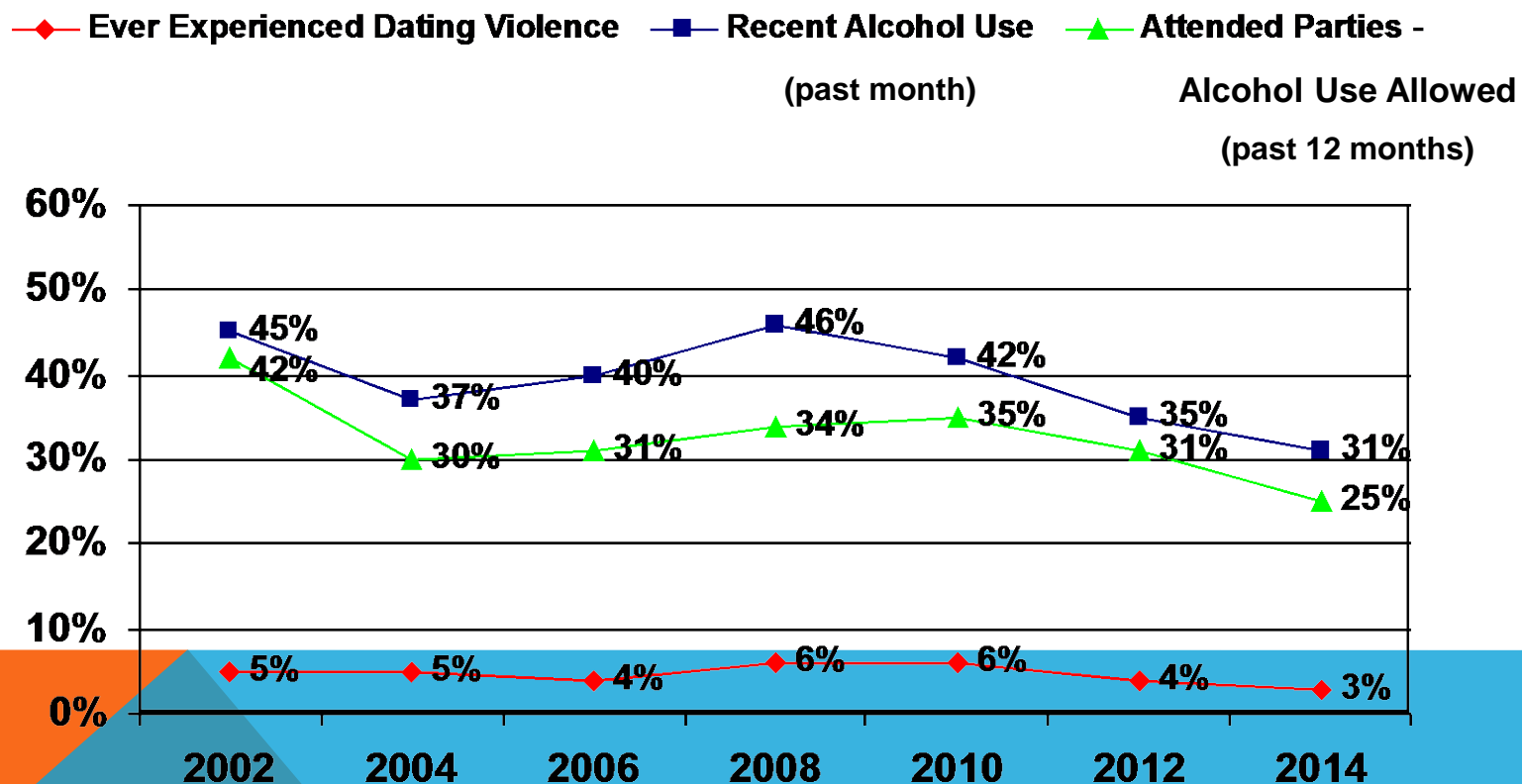
ILLEGAL DRUG USE

Lifetime Use (at least once)



* Such as LSD (acid), PCP, mushrooms, Ketamine (Special K), Rohypnol (Roofies), or GHB

CONCORD-CARLISLE 2014 YRBS GRADES 9 THRU 12 (COMBINED)



MENTAL HEALTH & WELLNESS

CONCORD, CONCORD-CARLISLE 2014 YRBS

DIETARY BEHAVIOR

CURRENTLY TRYING TO LOSE WEIGHT

Grades 9-12 Combined

2014

Females 54%

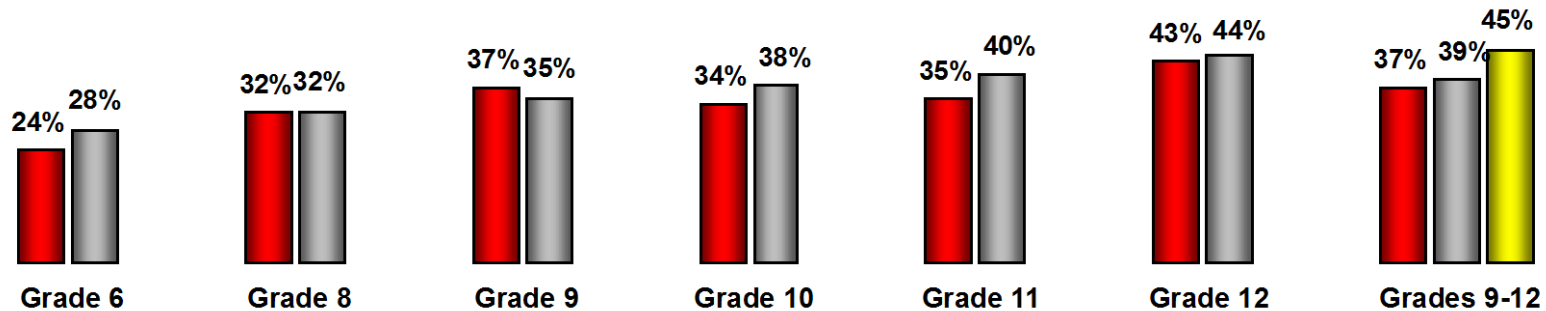
Males 17%

2014 Survey Data

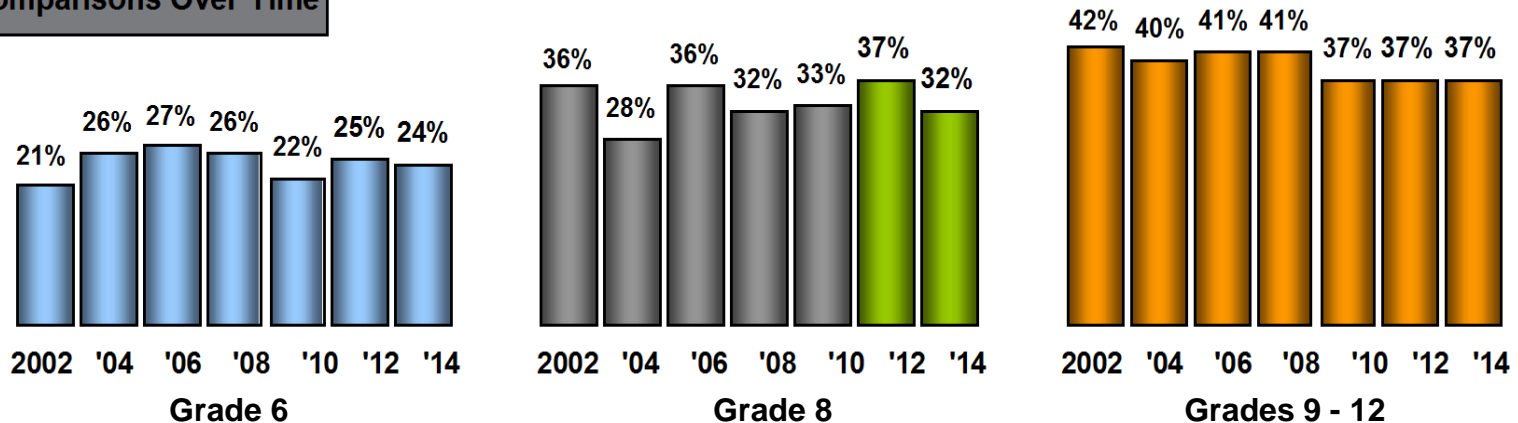
■ Concord-Carlisle

■ Aggregate

■ 2013 MA YRBS



Comparisons Over Time



CONCORD, CONCORD-CARLISLE 2014 YRBS

DIETARY BEHAVIOR

WENT WITHOUT EATING FOR 24 HOURS OR MORE (PAST MONTH)

Grades 9-12 Combined

2014

Females 10%

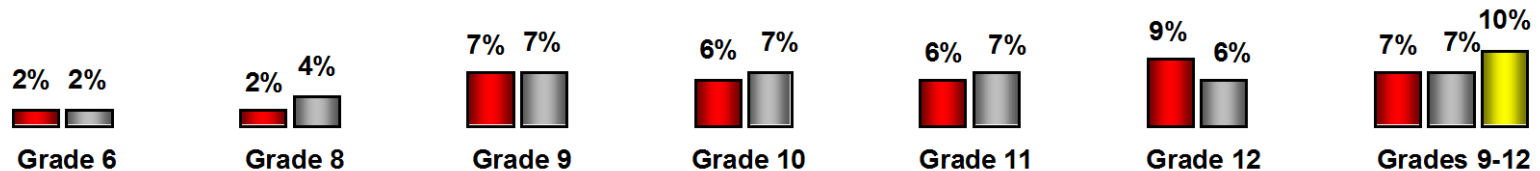
Males 4%

2014 Survey Data

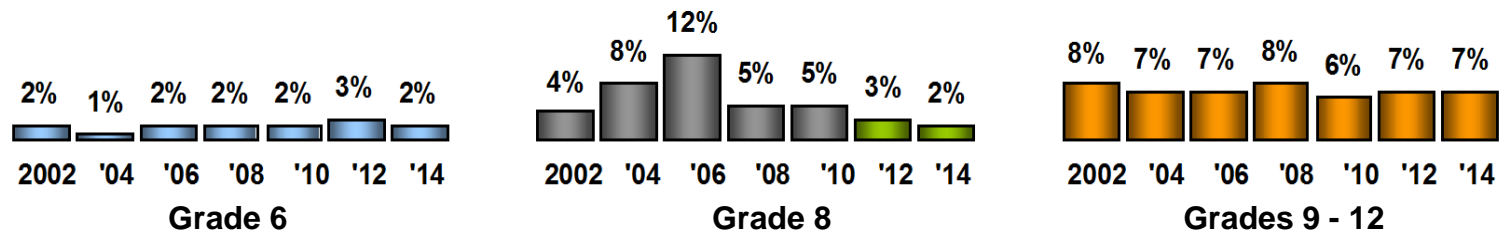
■ Concord-Carlisle

■ Aggregate

■ 2013 MA YRBS



Comparisons Over Time



CONCORD, CONCORD-CARLISLE 2014 YRBS

DIETARY BEHAVIOR

*Took diet pills/powders/liquids without doctor's advice
(past month)*

Grades 9-12 Combined

2014

Females 4%

Males 2%

2014 Survey Data

■ Concord-Carlisle

■ Aggregate

■ 2013 MA YRBS

1% 0%



Grade 6

2% 2%



Grade 8

3% 2%



Grade 9

3% 3%



Grade 10

2% 3%



Grade 11

5% 5%



Grade 12

3% 3% 3%



Grades 9-12

Comparisons Over Time

0% 0% 0% 1% 0% 1% 1%



2002 '04 '06 '08 '10 '12 '14

Grade 6

2% 1% 5% 3% 1% 1% 2%



2002 '04 '06 '08 '10 '12 '14

Grade 8

4% 4% 3% 3% 3% 2% 3%



2002 '04 '06 '08 '10 '12 '14

Grades 9 - 12

CONCORD, CONCORD-CARLISLE 2014 YRBS

DIETARY BEHAVIOR

ATE BREAKFAST ON FEWER THAN 5 DAYS DURING PREVIOUS WEEK

Grades 9-12 Combined

2014

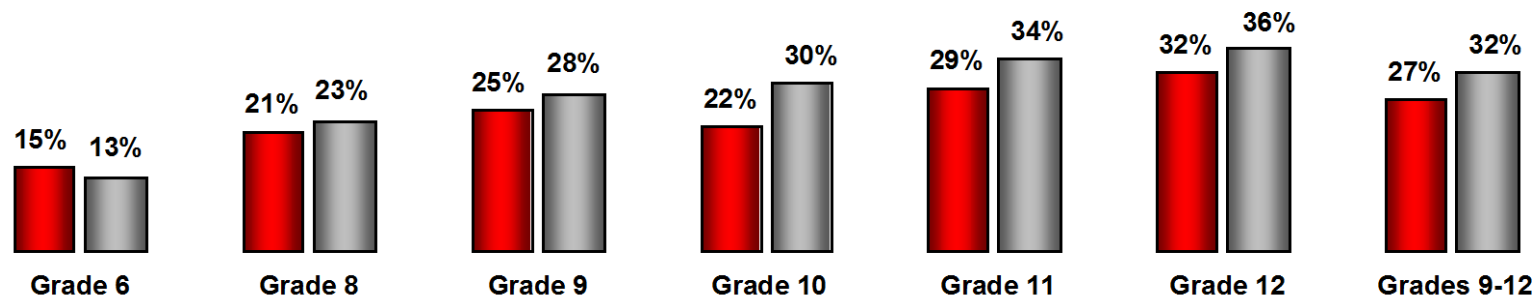
Females 28%

Males 25%

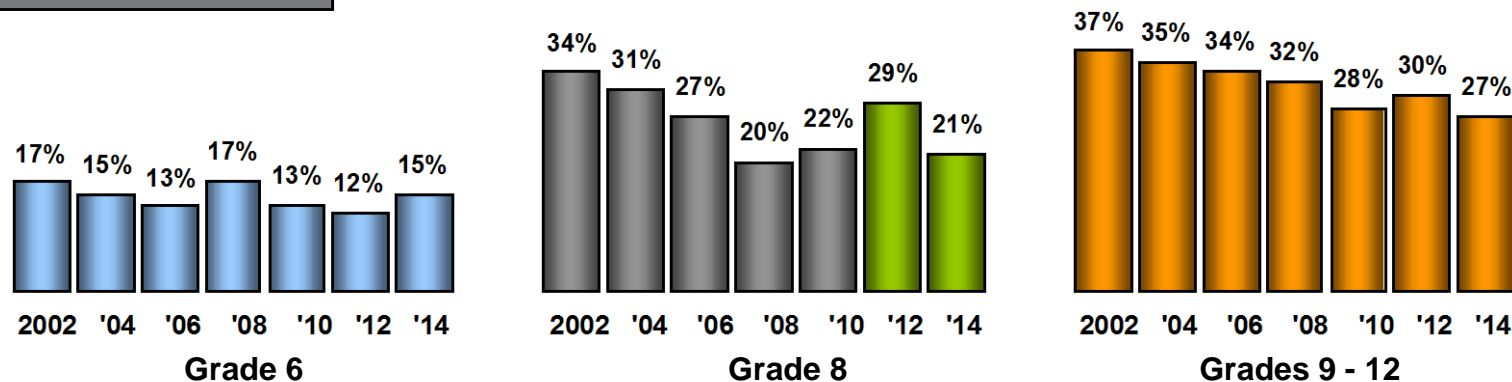
2014 Survey Data

■ Concord-Carlisle

■ Aggregate



Comparisons Over Time



CONCORD, CONCORD-CARLISLE 2014 YRBS

PHYSICAL ACTIVITY

VIGOROUS PHYSICAL ACTIVITY, 3 OR MORE DAYS PREVIOUS

Grades 9-12 Combined

2014

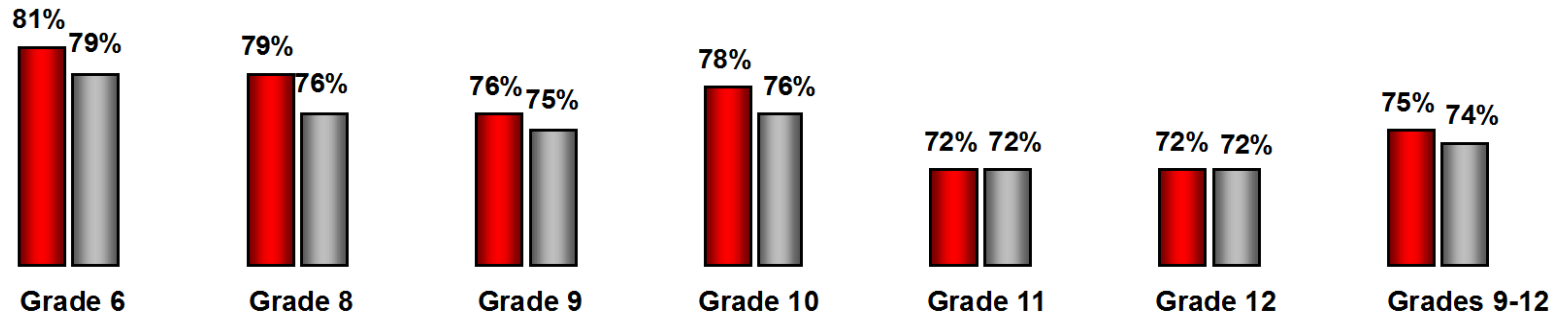
Females 72%

Males 78%

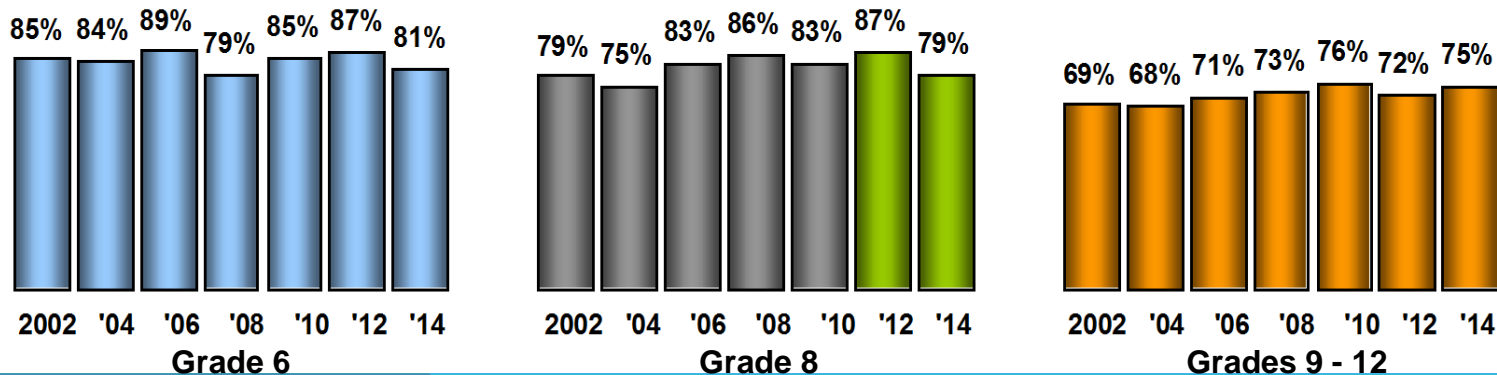
2014 Survey Data

■ Concord-Carlisle

■ Aggregate



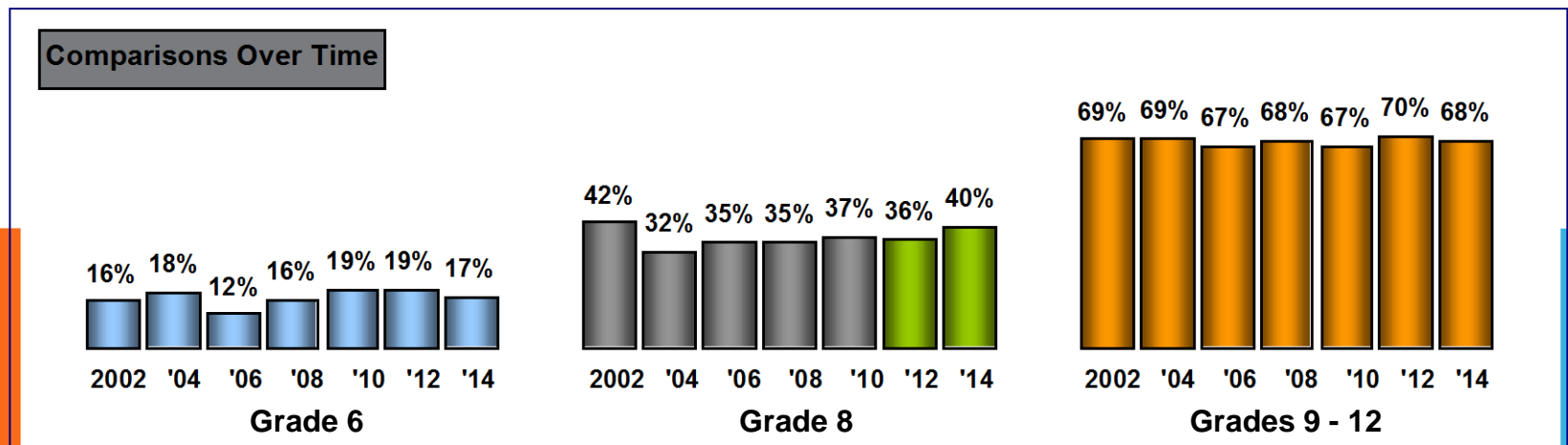
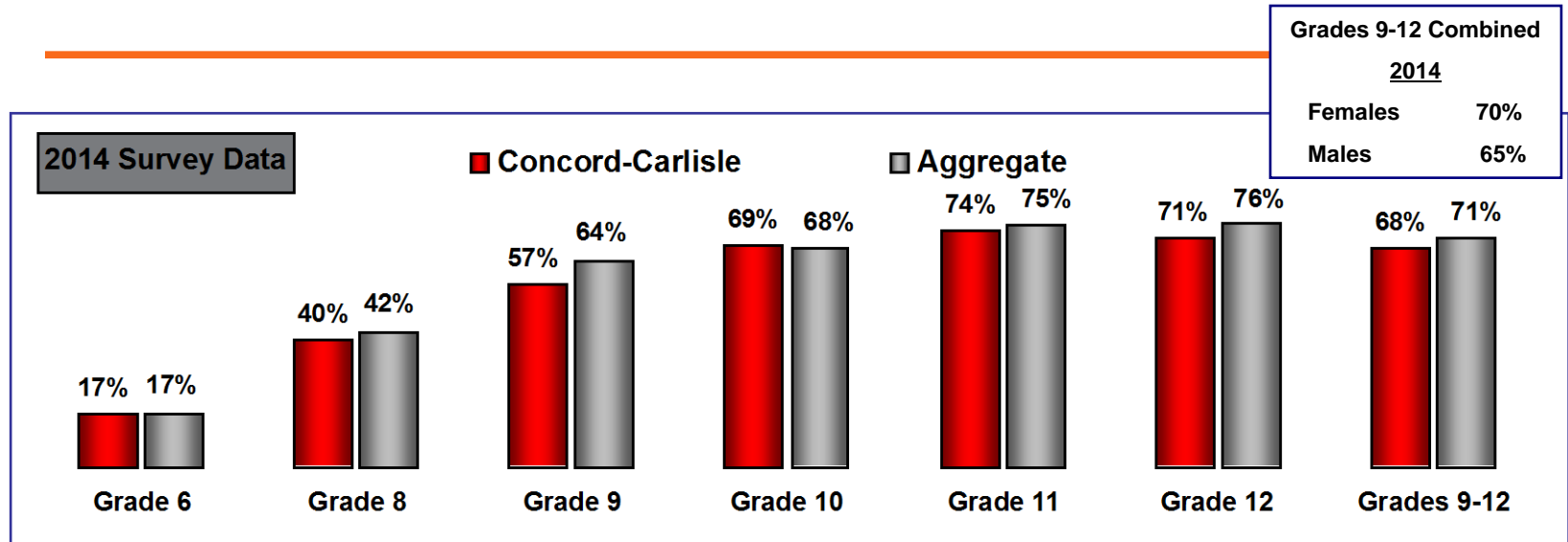
Comparisons Over Time



CONCORD, CONCORD-CARLISLE 2014 YRBS

PHYSICAL ACTIVITY

SLEEP AN AVERAGE OF 7 OR FEWER HOURS EACH NIGHT

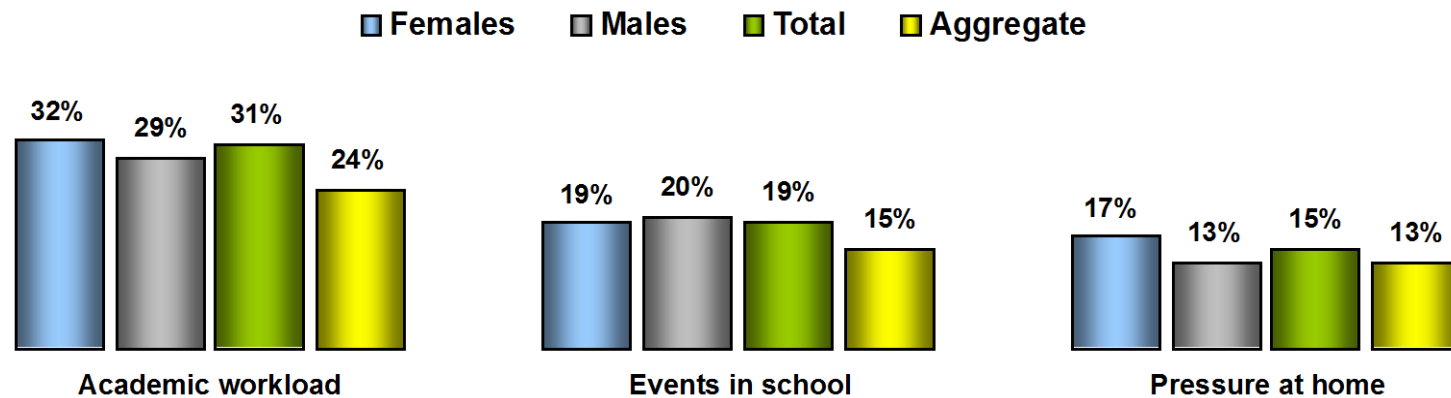


CONCORD 2014 YRBS

GRADE 6

STRESS

Somewhat or very high levels of stress (past 12 months) as a result of:

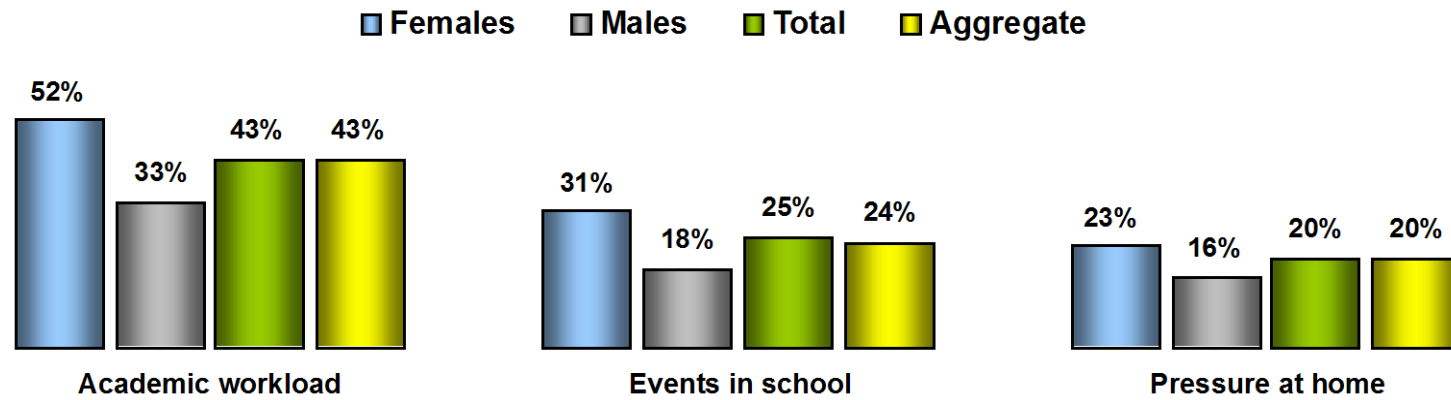


CONCORD 2014 YRBS

GRADE 8

STRESS

Somewhat or very high levels of stress (past 12 months) as a result of:

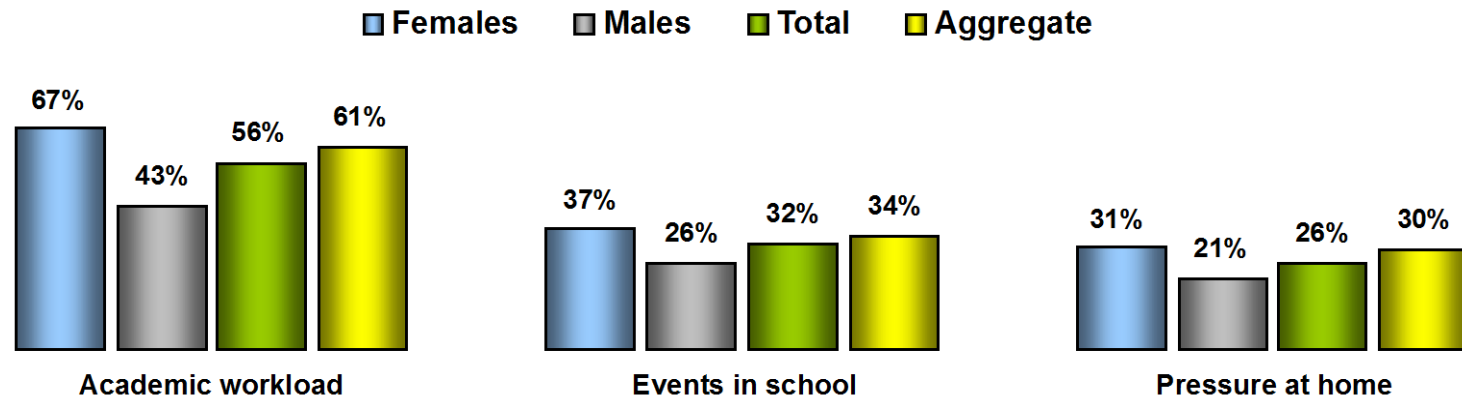


CONCORD-CARLISLE 2014 YRBS

GRADES 9 THRU 12 (COMBINED)

STRESS

Somewhat or very high levels of stress (past 12 months) as a result of:



CONCORD, CONCORD-CARLISLE 2014 YRBS

STRESS

Experienced somewhat or very high stress as a result of academic workload (past 12 months)

Grades 9-12 Combined

2014

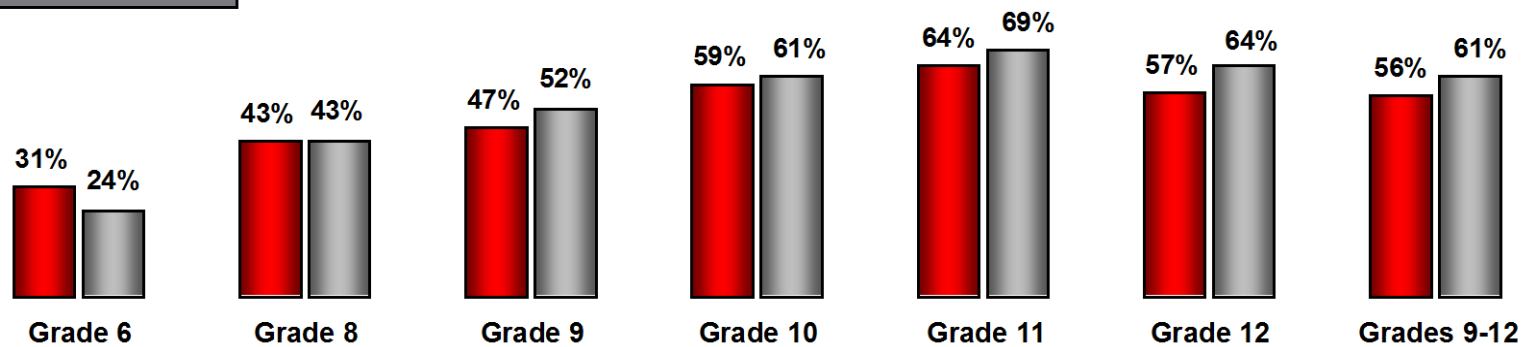
Females 67%

Males 43%

2014 Survey Data

■ Concord-Carlisle

■ Aggregate



CONCORD, CONCORD-CARLISLE 2014 YRBS

SUICIDE

SERIOUSLY CONSIDERED SUICIDE (PAST 12 MONTHS)

Grades 9-12 Combined

2014

Females 11%

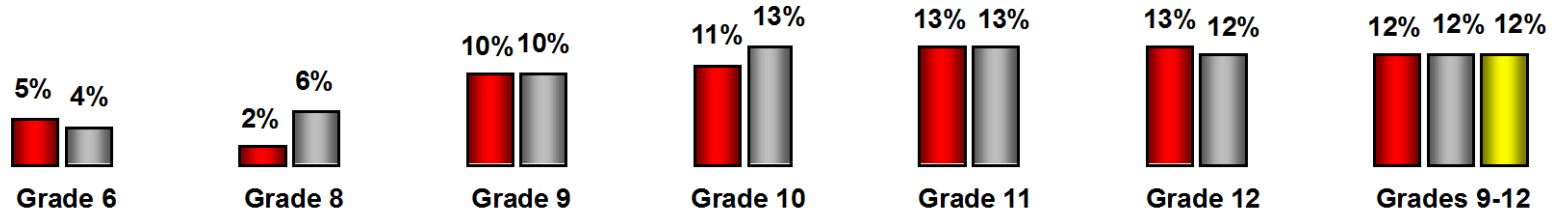
Males 12%

2014 Survey Data

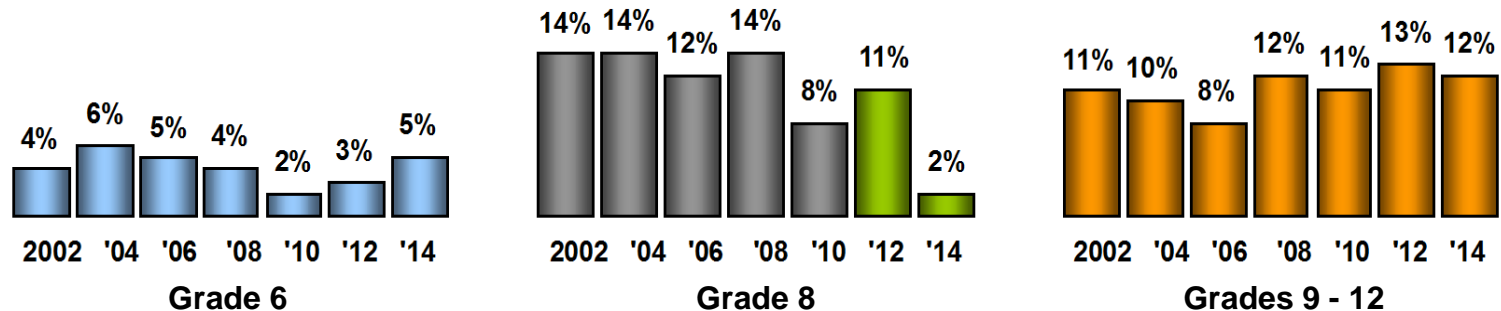
■ Concord-Carlisle

■ Aggregate

■ 2013 MA YRBS



Comparisons Over Time



CONCORD, CONCORD-CARLISLE 2014 YRBS

SUICIDE

ATTEMPTED SUICIDE (PAST 12 MONTHS)

Grades 9-12 Combined

2014

Females 3%

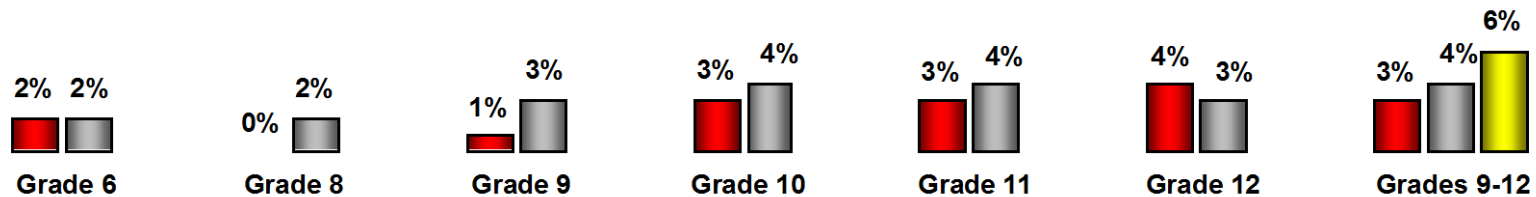
Males 3%

2014 Survey Data

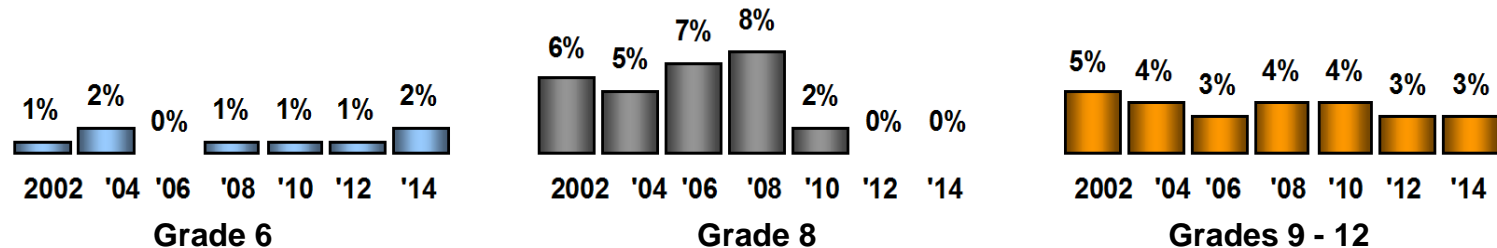
■ Concord-Carlisle

■ Aggregate

■ 2013 MA YRBS



Comparisons Over Time





BULLYING

CONCORD, CONCORD-CARLISLE 2014 YRBS

SAFETY

Experienced cyber-bullying (been repeatedly threatened, humiliated or experienced hostile behaviors) (past 12 months)

Grades 9-12 Combined

2014

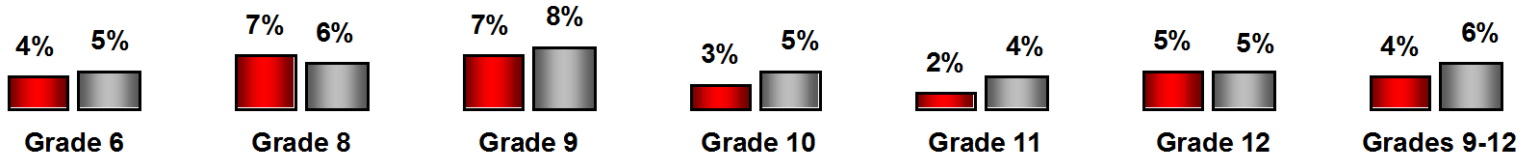
Females 4%

Males 4%

2014 Survey Data

■ Concord-Carlisle

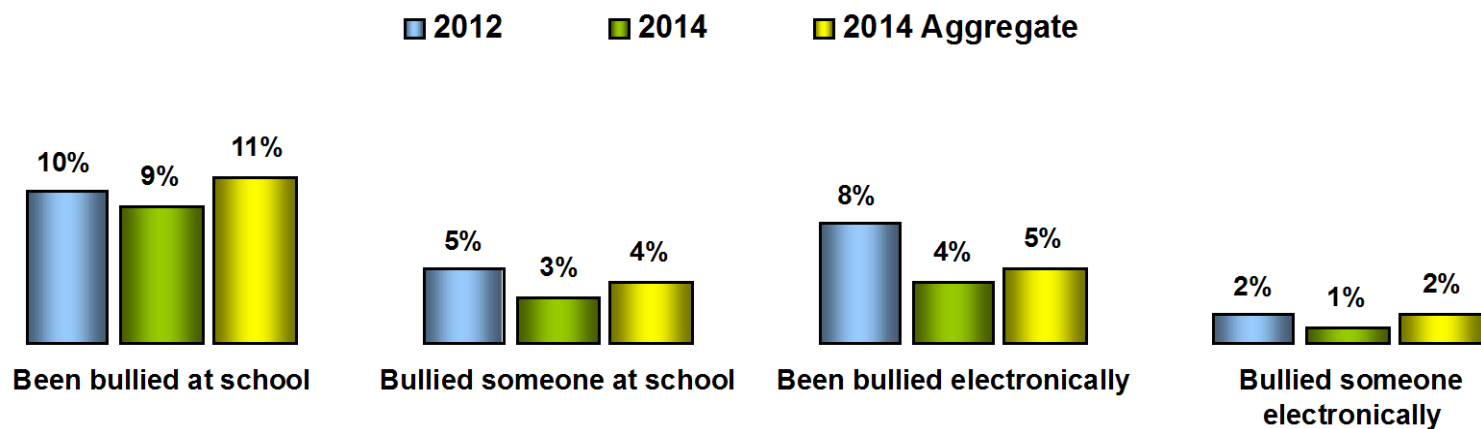
■ Aggregate



CONCORD 2014 YRBS

GRADE 6

BULLYING*

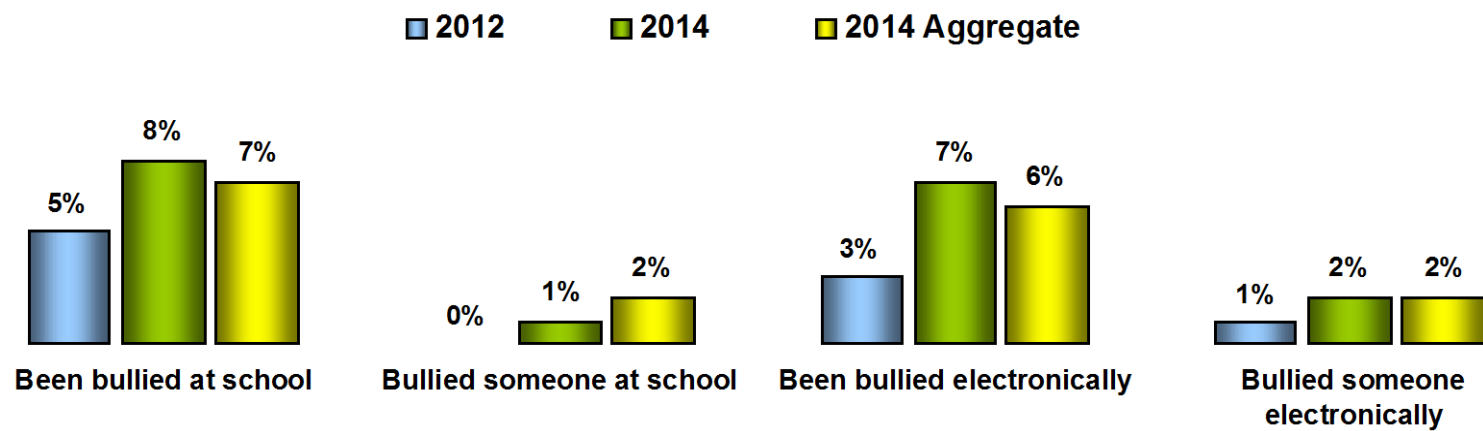


* Repeatedly threatened, humiliated, or experienced hostile behaviors from others (past 12 months)

CONCORD 2014 YRBS

GRADE 8

BULLYING*

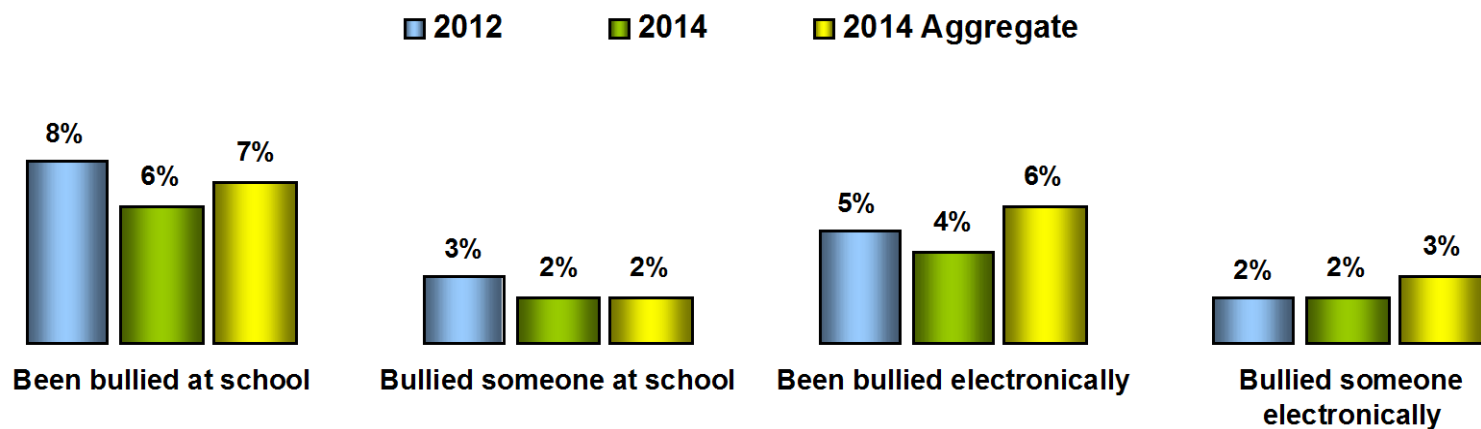


* Repeatedly threatened, humiliated, or experienced hostile behaviors from others (past 12 months)

CONCORD-CARLISLE 2014 YRBS

GRADES 9 THRU 12 (COMBINED)

BULLYING*



* Repeatedly threatened, humiliated, or experienced hostile behaviors from others (past 12 months)



CLOSING & QUESTIONS

WORK ONGOING WITH PARTNERS

Concord Public Schools

Concord Carlisle Regional
School District

Parent Teacher Groups

Adult and Community
Education

Carlisle Police Department

Concord-Carlisle Youth
Services

Concord Police Department

Board of Health

Center for Parents and
Teachers

Healthy Concord

Emerson Hospital

Community Chest

Eliot Human Services



PANEL OF COMMUNITY PARTNERS

(FOR ANSWERING YOUR QUESTIONS ON FEBRUARY 9)

